



Community Based Approach to Local Development Project

SECOND QUARTERLY PROGRESS REPORT



**APRIL - JUNE
2010**



Project is financed
by European Union



Project is cofinanced
and implemented by UNDP

TABLE OF CONTENTS

<i>Executive Summary</i>	1
<i>Statistical Abstract</i>	3
1. Introduction	4
2. Establishing Partnership	6
3. Developing Support Structures	9
4. Developing Capacity	16
5. Community Projects	17
6. Communication and Visibility	24
7. Advisory and Management	28
8. Lessons and Future Outlook	30
<i>Annexure</i>	32-66

LIST OF ABBREVIATIONS

ARC	Autonomous Republic of Crimea
CBA	Community Based Approach to Local Development Project
CDO	Community Development Officer (CBA staff in the region)
CDP	Community Development Plan
CO	Community Organisation
EC	European Commission
EU	European Union
LDF	Local Development Forum
MDG	Millennium Development Goal
MPP	Micro Project Proposal
MP	Micro Project (Community Project)
OC	Oblast Council
OCC	Oblast Coordination Council
OCRC	Oblast Community Resource Centre (same as OIU)
OIU	Oblast Implementation Unit (same as OCRC)
OSA	Oblast State Administration
PA	Partnership Agreement
PMU	Project Management Unit (CBA head office in Kyiv)
RC	Rayon Council
RCRC	Rayon Community Resource Centre
RSA	Rayon State Administration
UMDG	Ukrainian Millennium Development Goal
UNDP	United Nations Development Programme
VC/CC	Village Council/City Council

Acknowledgement to Our Partners

	Ministry of Regional Development and Construction		Secretariat of the Cabinet of Ministers of Ukraine		
	Cabinet of Ministers and Supreme Council of ARC		Cherkaska Oblast State Administration and Council		Chernihivska Oblast State Administration and Council
	Chernivetska Oblast State Administration and Council		Dnipropetrovska Oblast Council		Donetska Oblast State Administration and Council
	Ivano-Frankivska Oblast State Administration and Council		Kharkivska Oblast State Administration and Council		Khersonska Oblast State Administration and Council
	Kirovohradska Oblast State Administration and Council		Khmelnytska Oblast State Administration and Council		Kyivska Oblast State Administration and Council
	Lvivska Oblast State Administration and Council		Luhanska Oblast State Administration and Council		Mykolaiivska Oblast State Administration and Council
	Odeska Oblast State Administration		Poltavska Oblast State Administration and Council		Rivnenska Oblast State Administration and Council
	Sumska Oblast State Administration and Council		Vinnytska Oblast State Administration and Council		Volynska Oblast State Administration and Council
	Ternopil'ska Oblast Administration and Council		Zakarpatska Oblast State Administration and Council		Zaporizka Oblast State Administration and Council
			Zhytomyrska Oblast State Administration		

We acknowledge the support and cooperation on the part of the Government of Ukraine (especially the Secretariat of Cabinet of Ministers and the Ministry of Regional Development and Construction) and our regional partners, namely Oblast State Administrations and Oblast Councils. We also acknowledge the support of all pilot rayon authorities (rayon state administrations and councils) and village/city councils that are the partners of CBA Project for their support in CBA implementation.

Similarly, CBA team would like to thank all the institutions/individuals involved in the implementation process for their cooperation during the year, namely EU Delegation and UNDP management, the community organisations, officials of oblast and rayon state administrations/councils, NGOs, media, other public and private agencies.

Executive Summary

CBA Project was launched in December 2007 with objectives to strengthen participatory governance and improve living quality of the Ukrainian population living in rural areas. Over a period of 3.5 years, it is expected to involve 25 regions, 200 rayons, 1000 village/city councils and 1000 communities into the process of sustainable local development under the framework of self-help, partnership and mutual cooperation.

During second quarter 2010 following achievements were made in light of the targets. Cumulative achievements indicate that CBA has achieved all but a few targets, namely micro-projects, experience documentation and financial delivery. These targets will be met by 2010. Summary of CBA activities during second quarter of 2010 are given hereunder:

- **Partnership agreement** was signed with 4 rayon authorities making it 209 since inception against target of 200 rayons. Totally, CBA is operational in 209 rayons in 25 regions of Ukraine.

- **Community coverage:** 32 new village/city councils and 32 local communities were selected for local action. Against target of 1000 village/city council and 1000 local communities, 1132 village/city councils and 1150 local communities were selected for local action by end of second quarter.

- **Support structure development:**

46 community organizations (COs) were formed during second quarter 2010 making it 1163 COs since inception (against target of 1000) representing participation of 330,720 households (78.7% of the total households) on the territory.

4 local development forum (LDF) were formed during the quarter to facilitate the process of bottom-up planning process and participatory decision-making at rayon and oblast level. Together since inception, 209 LDFs and 25 oblast coordination councils (OCCs) were formed by July 2010 against the target of 200 LDFs and 25 OCCs respectively.

To support function of LDFs and OCCs, 166 rayon community resource centres and 25 oblast community resource centres were respectively created/strengthened.

With these achievements, CBA targets in the area of creation of support structures got accomplished.

- **Human resource development:** In a bid to enhance skill of human resources involved in CBA implementation, 5287 CO-executives, 1153 officials of local government and district/regional/national level state bodies were trained during the quarter. In total 28,300 persons were trained since inception of the Project. Necessary logistics were provided for effective functioning of community organisations, rayon community resource centres and oblast community resource centres. As a result of the training and logistic support, CBA could witness effective implementation of its activities in the regions;
- **Community planning:** During second quarter 2010, 28 COs prepared community development plan (total 1149 CDPs since inception). Through bottom-up planning process, 1148 community priorities were mainstreamed into local government planning through joint decision-making at local development forum (LDF) meetings.
- **Micro-projects:** During second quarter, 142 proposals were approved for funding (total 1224 since inception). With it, CBA exceeded the target (1175) for micro-projects.

The micro-project proposals were approved under a framework of cost-sharing. In light of envisioned cost-sharing of 5.0% from community, 45.0% from local budget and 50.0% from CBA, the actual sharing of the total cost (UAH 175.3 mln) of the approved micro-projects indicate cost-sharing proportion as 7.1% (community), 44.6% local budget, 1.4% private sector and 46.9% CBA. It is expected that the approved micro-projects will directly benefit 1,098,812 population in the CBA communities.

Sectoral analysis of micro project proposals shows that about 58.4% of the community priorities is focused on energy saving, followed by health (21.6%), water supply (14.5%), school transport (4.5%) and environment (1.0%).

Beneficiary analysis of micro-project proposals show that 48% of them were related with school/kindergarten followed by healthpost (22%) and various community needs (30%) e.g. streetlight, water supply, waste management.

In total, 1008 micro-projects were funded by 2nd quarter of which 419 got completed while 589 micro-projects remained into stage of implementation.

- **Information and Communication:** Following events/activities were recorded in the area of information and communication:

Media were found to be active in rendering transparency to Project activities. In second quarter 2010, 36 media events took place while 268 media coverage were traced during the same period. Also during the quarter, a total of 58 newsletters (electronic circulation) and website publications about CBA were recorded at local level.

- **Lessons learned:** Project implementation contributed to energy saving; improved health and educational services; employment generation and human resource development at local level. Large scale change in oblast and rayon level leadership in postpresidential election and financial crisis were key factors hampering CBA implementation during the quarter.
- US \$ 3.3. worth of financial progress took place during the quarter. In total, \$ 11.1 million was expenditure since inception (including \$ 2.1 million commitment) that reached 57.8% of the total CBA budget.

Outlook of CBA activities in remaining part of the year is as follows:

- Approval of remaining micro-project proposals – by mid August
- Payment of tranches and completion of project implementation – 4th quarter
- Completion of regional documentation – 3rd quarter
- Assessment survey, policy study and policy dialogues – 4th quarter
- Establishing partnership with academia for teaching curriculum – 3rd quarter
- Regional implementation review, annual review and steering committee meeting (3rd quarter)
- Quality assessment and consolidation of process – 4th quarter
- PR and experience dissemination – by end 4th quarter

Statistical Abstract

SN	Activity	Target		Achievement				
				2008	2009	2010		Total
		Unit	Qty.			I Quarter	II Quarter	
1	Establishment of central office of CBA	Number	1	1	-	-	-	1
2	Establishment of regional implementation units	Number	25	24	1	-	-	25
3	Partnership Agreement signed with regions	Number	25	22	3	-	-	25
4	Rayons selected	Number	200	193	14	-	2	209
5	Partnership agreement signed with rayons	Number	200	177	27	1	4	209
6	VC/CC selected and partnership established	Number	1000	961	117	22	32	1132
7	Communities selected	Number	1000	876	222	20	32	1150
8	Community Organisation (CO)							
	<i>Created</i>	Number	1000	709	380	28	46	1163
	<i>Enrolled with VC/CC</i>	Number	1000	550	519	41	47	1157
	<i>Legally registered</i>	Number	1000	400	645	51	49	1145
9	Household participation/membership							
	Target households (cumulative)	Number	-	267876	365055	388577	420104	420104
	Household participated (cumulative)	Number	-	82122	262480	302562	330720	330720
	Household participation level (cumulative)	%	-	31%	72%	78%	78.7	78.7
	CO-members – total (cumulative)	Number	-	96698	318,797	327,067	417,630	417630
	<i>CO-members – female</i>	%	-	60.1	60.5	58.4	58.0	58.0
	<i>CO-members – male</i>	%	-	39.9	39.5	41.6	42.0	42.0
10	Local Development Forum (LDF) created	Number	200	98	106	1	4	209
11	LDF sittings held	Number	-	107	654	161	276	1198
12	Oblast Coordination Council (OCC) created	Number	25	6	18	1	-	25
13	OCC sittings held	Number	-	8	53	15	16	92
14	Rayon Community Resource Centers created	Number	200	10	122	18	16	166
15	Human resource development							
	Trainings conducted	Number	-	304	507	162	215	1188
	Training participants	Number	-	7442	11009	3522	6327	28300
	<i>CO-members</i>	Number	-	5584	8640	2843	5174	22241
	<i>Local authorities</i>	Number	-	1791	2325	679	1153	5948
	<i>Project personnel</i>	Number	-	67	44	-	-	111
16	Community planning and mainstreaming							
	CO with community dev. plan (CDP)	Number	1000	389	662	70	28	1149
	CDP Approved at LDF	Number	1000	232	786	96	34	1148
17	Micro-project (MP) proposals	Number						
17a	Approved by LDF	Number	1175	122	889	133	159	1303
17b	Submitted by COs to CBA	Number	1175	62	899	146	153	1260
17c	Approved by CBA	Number	1175	47	832	203	142	1224
17d	Related with:							
	<i>Energy saving</i>	%		62	53	67,3	72	58.4
	<i>Health</i>	%		19	23	22,9	16.2	21.6
	<i>Water supply</i>	%		13	18	7	7	14.5
	<i>School transportation</i>	%		6	5	2,5	3	4.5
	<i>Environment</i>	%		0	1	0,5	2.1	1.0
17e	Total cost of approved MPPs	UAH ml		6.3	122.2	31.5	20.5	175.3
	<i>Shared by COs</i>	%	5.0	10.2	7.3	7	7.1	7.1
	<i>Shared by VC/CC</i>	%	45	14.6	10.8	12	11.9	12.2
	<i>Shared by rayon/oblast authorities</i>	%		36.2	33.4	33	32.6	32.4
	<i>Shared by CBA</i>	%	50	38.5	46.8	46	46.9	46.9
	<i>Shared by others (private sponsors)</i>	%	-	0.5	1.6	2	1.5	1.4
17f	Beneficiary characteristics of approved MPs							
	<i>Beneficiary population</i>	%			702995	195761	162,639	1,098,812
	<i>Institutional beneficiary</i>							
	<i>School/kindergarten (cum.)</i>	%		-	45.0	48.4	68.0	48.0
	<i>Healthpost (cum.)</i>	%		-	23.0	22.6	14.0	22.0
	<i>Local communities (cum.)</i>	%		-	32.0	29.0	18.0	30.0
	Number of MPs funded by CBA	Number	1175	12	693	175	128	1008
	MPs Completed	Number	1175	0	165	117	137	419
18	Information campaign and media strategy							
	Media events	Number	-	31	101	37	36	205
	Media coverage	Number	-	753	1098	264	268	2383
	Publications (web sites + newsletters)	Number	-	203	363	73	58	697

Chapter One

INTRODUCTION

1.1 Background

Community-Based Approach to Local Development (CBA) is a joint initiative of EC and UNDP launched in December 2007. It is founded on the experience worldwide and within Ukraine for solution to local development problems through active participation of citizens, elected bodies, state authorities, civil societies and private sector. It is meant for applying the principle of bottom-up, participatory approach country-wide and provide valuable inputs for reinforcing the MDGs.

1.2 Objectives

Main objective of the CBA Project is to create enabling environment for long-term self-sustaining social-economic and environmental development at local level throughout Ukraine.

Specific objectives of the Project are to improve living conditions in rural and (semi-) urban communities; demonstrate participatory local governance for decentralised public service delivery; enhance skill of stakeholders at all level in the area of participatory local development; and contribute to policy recommendations needed for effective participation of local communities in the development process.

1.3 Implementation Methodology

The strategic goal of the CBA is to build capacity of the local communities and local authorities for participation into joint decision making process and use this capacity for multi-stakeholders cooperation and multi-sectoral interventions with ensured local ownership of the process. The process is **bottom-up** and involves stakeholders from grassroots, meso and macro level in the process as it moves upward.

Functional area of the Project (rayons, village/city councils and local communities) are selected through open **competition** based on the criteria of socio-economic hardship especially in the area of health, education, water supply, energy supply and environmental situation. Through the selection process, CBA reaches the most suffering areas/population of the region/rayon.

Local level activities of CBA is carried out under the framework of **Partnership** with the stakeholders. It is based on willingness and commitment of the local partners (communities, village/city councils, rayon authorities, regional authorities) for cost sharing and joint decision-making.

Social mobilisation tool is used to unleash the potentials of selected communities to help themselves and mobilise local authorities and other development partners in the locality to address common basic needs of the people on participatory basis. To this end, following support structures are created to facilitate smooth implementation:

- Most of the households in a selected community are organised into 'community organisation (CO)' which is founded on norms of good governance. CO serves as the vehicle for carrying out various activities of local development nature on their own or with support from other development agencies;
- Through networking of COs, village/city councils, rayon authorities, local/regional authorities, private sector and civil societies a 'local development forum (LDF)' is established at rayon level under the leadership of the head/deputy head of rayon authority. LDF facilitates in making participatory decisions, mainstreaming of community plans, resource mobilisation for implementation of plans and so on;
- Through networking of LDFs, oblast authorities and other stakeholders in the oblast, an 'oblast coordination committee (OCC)' for carrying out participatory monitoring, resource mobilisation and coordination at oblast level.

- Networking of stakeholders at the national level enables overall monitoring and advisory support.

Capacity of the COs is built in such a way that they are able to make joint decision with local authorities, mobilize resources, implement local priorities and sustain the result. Capacity of the partners (VC/CC, rayon/oblast etc.) is strengthened in terms of human resources to implement participatory approach propagated by the Project. Training, exposure visits, dialogues and small grants (for community projects), appropriate institutional mechanisms etc. are used as tools for building capacity.

For **timely and quality output**, appropriate 'quality supervision committee (QSC)' and 'management information systems (MIS)' are established to make the stakeholders directly involved in the process of monitoring and assessment of the Project activities. Flow of information is bottom-up and participatory. CBA Implementation process follows a **4-stage cycle** of intervention – namely institution development, planning, implementation and utilisation. Each stage involves a series of activities and action points that ultimately yields results intended by the Project. In normal situation, the complete process is expected to take about 2 years.

1.4 Management Arrangement

The Project is managed by UNDP/Ukraine under overall guidance of deputy resident representative and under direct supervision of Senior Programme Manager. Execution of the Project is done by an implementation team with a central body in Kyiv and 25 regional implementation units, one in each region. Oblast Implementation Units (Community Resource Centres) are further supported by oblast authorities in terms of office premises and human resources. Similarly, each rayon partner has deputed one official for coordination and implementation purpose and has established modest form of district community resource centre. They all together implement local component of the CBA activities. LDF and OCC serve as a guiding body at local and regional level and steering committee of the Project serve as a guiding body at the national level.

1.5 Project Area

CBA Project works in all oblasts of Ukraine and Autonomous Republic of Crimea covering total of 207 rayons (eight/oblast in general) and 1100 village/city councils (5/rayon in general) and 1118 communities (one per VC/CC in general). Distribution of target areas is given in Map-I.



Map – I: Geographical Distribution of Project Area

Chapter Two

ESTABLISHING PARTNERSHIP

Establishment of formal partnership with local/regional authorities through signing of partnership agreement is essential to formalize the role and commitment of the partners and to provide an official basis to work with community organizations. Target includes partnership with 25 regional authorities, 200 rayon authorities and 1000 village/city council.

Task of establishing partnership reached its target in 2009. Nonetheless, scope remains for additional partnership with local authorities. During second quarter of 2010, partnership was signed with 2 rayon authorities, and 39 village/city councils. In cumulative term since 2008, 24 oblasts and ARC, 209 rayons and 1139 village/city councils established partnership with CBA.

Details on partnership establishment are described hereunder:

2.1 Partnership With Rayon Authorities

During the reporting period, partnership agreement was signed with 4 rayon authorities including Bogorodchanskyj and Horohivskyj rayons of Ivano-Frankivska and Volynska oblasts respectively.

With this agreements, total number of rayons selected for CBA reached 209 and total number of partnership signed with rayon authorities reached 209 against the target of 200. List of rayon partners can be found at <http://www.cba.org.ua/Partners.aspx/>.

2.2 Partnership With Village/city Councils

During second quarter of 2010, partnership was established with 35 village/city councils making it total 1058 since inception.

Partnership with village/city council was established through following steps:

- Announcement of call during each rayon seminar for participation of village/city councils
- Analysis of applications based on the socio-economic hardship and commitment and ranking of participating 52 most potential local councils
- Selection of village/city councils from the ranked applicants by 'village/city council selection committee' meetings¹. Alternatively, village councils were selected from reserve list.

Details on establishment of partnership with VC/CC are given in Table – I. Region-wise details are given in Annexes – I (A) and Annex – I (B).

Table - I: Selection of Village/City Councils

	2008	2009	2010		Cumulative
			I Quarter	II Quarter	
No of rayons involved	193	207	18	29	209*
No of applications	2478	184	47	164	2873
No of selected local councils	964	114	22	32**	1132
VC	830	96	20	29	975
TC	114	18	1	2	135
CC	20	0	1	1	22
Replaced VC/CC	-	130	1	-	132
No of local councils in reserve	561	501	13	13	1088
VC	541	472	13	13	1039
TC	18	26	0	0	44
CC	2	3	0	0	5
Partnership Agreement Signed	440	489	94	35	1058

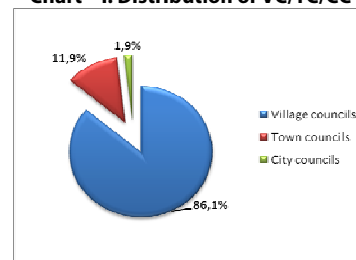
* excluding repetitions

** Regionwise details given in Table – IV

¹ The Committee consists of CBA focal point of Oblast State Administration, representatives from regional council, rayon state administrations, rayon councils, and CBA in the oblast.

In total, 1132 village/city councils were selected for partnership while 1088 were selected as reserve. For transparency purpose, the list of selected village/city councils was placed on the website of rayon/oblast authorities and where possible, announcement was made through local media such as TV, radio and newspapers. Of all the local councils selected, 86.1% were village councils, 11.9% were town councils and 1.9% were city councils (Chart – I).

Chart – I: Distribution of VC/TC/CC



Box I. – Opinions of Stakeholders on CBA Project Activities

Our community felt its importance as a partner of local authorities in development of Zaporizka oblast; thanks to participation in the CBA Project, we were heard and we started to influence on our development. **V. Chub**, Head of CO Andriivsky Dobrobut, Zaporizka oblast

Business cooperation with joint EU/UNDP Community Based Approach to Local Development Project that offers access to sources of knowledge, experience and resources has obviously become a strong addition in the process of strengthening community infrastructure. We consider it a positive idea, as, in addition to financial support, our citizens obtain new skills in managing their community and their initiatives. **V. Maksymenko**, Deputy Head of Kyivska OSA

Small rural communities were first to feel benefit from the Project, as they seldom come in authorities' sight, and due to the absence of proper financing in rayon budgets, they do not have financial support. Cooperation with the Project is a unique possibility to realize local community projects and improve living conditions in rural and semi-rural territories. **I. Kolosovsky**, Head of Dzvenyache village, Tetiivsky rayon, Kyivska oblast

Shall cooperation with the Project influence on local self-governance? Surely. It is a great impetus, as people learn how to solve concrete pressing problems unassisted; they debate and what is the most important, we have overcome people's indifference. It is a really great work to change villagers' psychic from exploitative to creative one. **A. Ihnatenko**, Deputy Head of RSA, Myronivsky rayon, Kyivska oblast

Holding of VC/CC level seminar: Seminar was held in 49 village/city council (1171 since 2008) in participation of council members, VC/CC-executives, active citizens, NGOs and businesses from the locality. The seminar focused on sensitizing the local representatives with importance of community-based approach to local development and explaining them the relevant procedure and conditions to achieve concrete results.

Representatives of oblast and rayon authorities often participated in these seminars. Their participation reflected their commitment towards citizens' participation in decision-making process and raised effectiveness of the seminar. During the quarter 84 officials from local/regional authorities participated in the seminars (2034 since inception) with 1-2 officials/seminars in average (Table – II).

Table – II: Participation of Regional Officials in the VC/CC Seminars*

	2008	2009	2010		Cumulative
			I Quarter	II Quarter	
No of seminars	194	995	33	49	1271
No of participants	5966	22244	1037	1196	30443
Participants	n.a.	1888	62	84	2034
OSA-FP	-	124	3	5	132
RSA FP	-	856	31	51	938
Leadership/employee of RSA/RC		908	28	28	964

* Details in Annex II (A) and Annex - II(B)

Signing of Partnership Agreement: In general, heads of the village/city councils signed the partnership agreement following the seminar or at any other time convenient to them. In total, 35 village/city councils signed Partnership Agreement during 2nd quarter 2010 (total 1058 since inception). Details are given in Table – I and Annex – III.

2.3 Lessons Learned

Presidential elections 2009 were followed by authority changes in state administrations of oblast and rayon level (Table – III). The only oblast where OSA Head remains the same is Chernihivska. Since CBA

Project works in close cooperation with state administrations both at oblast and rayon levels, change in higher level officials had impact on the Project activity (especially, micro-project implementation).

Table – III: No. of Administration Officials Changed

Authority	Number
Oblast level	
Oblast State Administration Head	24
Oblast State Administration Deputies	78
Focal Person (high level official)	17
Focal Person (working level)	4
Raryon level	
Rayon State Administration Head	158
Rayon State Administration Deputies	131
Focal Person (high level)	46
Focal Person (working level)	21

** Oblastwise details in Annex – IV*

An opinion survey carried out on CDOs in the regions, indicated that impact of the change on CBA – local authorities cooperation would be positive in some oblasts, non-significant in some oblasts and challenging in some oblasts. No significant (or positive) changes are mostly explained by the fact that some of the new officials in the key positions of OSA and RSA are the ones who either cooperated with CBA Project being in other positions or were familiar with the results of its work (before election). In general, positive image and concrete results of the Project activities were instrumental in creation of stable and fruitful cooperation between local authorities and CBA Project. Challenges occurred in those oblasts/rayons where the newly deputed officials –

- (a) had no time to get familiarised about CBA;
- (b) were new to realm of local government, and understanding of the role of participatory approach;
- (c) had negative feedback regarding stage of micro-project implementation;
- (d) had mis-understanding about the role of international agencies such as UNDP and EU in local development
- (e) had development priorities that did not have space for projects like CBA



Deputy of ARC Verkhovna Rada learning about community based approach in Ukraine, 21 May 2010

Chapter Three

DEVELOPING SUPPORT STRUCTURES

Community organisation (CO) formed by the target communities, rayon level 'local development forum (LDF)', oblast level 'oblast coordination council (OCC)' and national level 'steering committee (SC)' are the key support structures that contribute significantly to participatory decision making, bottom-up planning process and resource mobilisation for implementation of micro-projects. CBA targets 1000 COs, 200 LDFs, 25 OCCs and one SC to be established.

During second quarter of 2010, 46 COs were formed by target communities and 4 LDF was formed by the partner rayon authorities. In cumulative term, 1163 COs, 209 LDFs, 25 O/RCCs and a steering committee were formed since inception of CBA. Thus, CBA has reached its targets on support structure creation.

Details of support structures development are given hereunder:

3.1 Community Organisation Development

Using social mobilisation technique, about 10,589 households from 32 village/city councils were mobilised across 9 oblasts of the country during second quarter of 2010 to get organised for collective action. In total, 1163 community organisations (COs) were formed by 242,225 women and 175,405 men representing 330,720 households. To reach this result, following steps were followed:

- **Selection of target communities:** During second quarter of 2010, 32 communities were selected (one community per village/city council) through competition based on socio-economic hardship facing them e.g. water supply, health services, energy efficiency, environment and school transportation etc. Provision of reserve (alternative) community was made to ensure competition and attract the community which was the most willing and committed to apply self-help approach. Regional distribution is given in Table – IV.

Table – IV: Selection of Communities II Quarter 2010

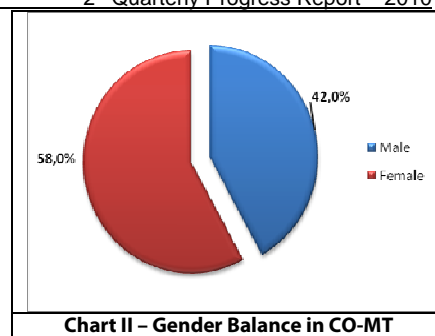
#	Oblast	No. of VC/CC selected	No. of community selected
1	Chernivetska	-3	-3
2	Ivano-Frankivska	5	5
3	Khersonska	3	3
4	Kirovohradska	1	1
5	Kyivska	2	2
6	Lvivska	2	2
7	Ternopil'ska	7	7
8	Volyn'ska	7	7
9	Zakarpatska	5	5
10	Zaporizka	3	3
	Total	32	32

- **Mobilisation of community members:** Pursuant to the community selection, dialogues were held with the selected communities to sensitize them about importance of self-help and collective action to resolve local development issues in partnership with local authorities and other development agencies including CBA Project. During the dialogue, focus was placed on gender balance and inclusion of weaker section of the community. In the reported period, first dialogues were held with 47 communities (1265 since inception). Oblastwise details are given in Annex – V).



Meeting of community organization, Otvazhnoe village, ARC

- **Formation of community organisation:** The dialogue motivated the community members to interact among themselves and come to consensus regarding need of forming organisation. The communities which believed the principles of collective action and which were active, formed their COs first. In some cases villagers proposed to go with the existing (formal/informal) organisation rather than forming a new one. In such cases, CBA coordinators grafted the existing organisation after ensuring that it fulfilled the participatory norms propagated by CBA (see Box - II for further information). Details about formation of community organisations are given in Table – V.



Female strength is often reflected in CO-management team with 58% of executive members being female (Chart - II). Profile of all COs formed along with their contact details is given on CBA website: <http://www.cba.org.ua/Participants.aspx>

Table – V: Formation of Community Organisations

	2008	2009	2010		Cumulative
			I Quarter	II Quarter	
No of VC/CC involved	961	117	22	32	1132
No of COs**					
Formed	709	380	28	46	1163
Enrolled with VC/CC	550	519	41	47	1157
Legally registered	400	645	51	49	1145
No of h/h in community (cum.)	267876	365055	388,577	420104	420104
Participating H/H (cum.)	82122	262480	302,562	330720	330720
Participation rate (%)	31	72	78.0	78.7	78.7
CO members (cum.)	96698	318,797	327,067	417,630	417630
M	38254	125,925	136,060	175,405	175516
F	58089	192,872	191,007	242,225	242225

* excluding repetitions

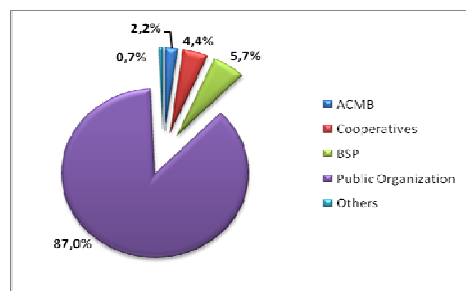
** Oblastwise details are given in Annex – VI

- **Formalisation of community organisation:** The COs formed thus were enrolled with their respective village/city councils as well as went through legal registration with relevant agencies. Legal status is essential for the COs to carry out business in formal mode and to open bank account for financial transactions. Legal status also makes them eligible to receive grants from national/international agencies. During the reporting period, 47 COs got enrolled with their respective VCs/CCs and 54 COs got legally registered with appropriate registration agencies. Details about legal forms of registered COs are given in Table – VI.

Table – VI: Legal Forms of COs

	2008	2009	2010		Cumulative	%
			I Quarter	II Quarter		
ACMB	13	12	0	0	25	2.2
Cooperatives	14	3	0	34	51	4.4
BSP	46	16	1	2	65	5.7
Public Organization	321	614	49	12	996	87.0
Others	6	0	1	1	8	0.7
Total	400	645	51	49	1145	100.0

* Oblastwise details are given in Annex – VII



In cumulative term since CBA inception, 1150 communities formed 1163 COs in participation of 417630 persons (of them, 58% women) representing 330720 households (78.7% of the target households). Of all the COs, 1157 COs enrolled with their respective village/city councils and 1145 COs got legally registered. Legal form preferred by most communities for their organizations is public organization (87.0%) followed by bodies of self-organization of population (5.7%), cooperatives (4.4%), associations of co-owners of multi-apartment buildings (2.2%) and other forms of CO (0.7%) as visualized in Chart – III.

Chart – III: Legal Form of COs

“We have become closer to each other; we have started to communicate not only with close neighbours, but also with citizens living in other streets and houses. We have become one big family.” *H. Petrov, head of CO Roden Krai, Prymorsky rayon, Zaporizka oblast*

Box - II : Community Organization Initiatives Before CBA

Some of the communities involved in CBA activities were involved in implementation of social initiatives before the launch of CBA in December 2007. With a purpose to understand the level of effectiveness of COs that existed before CBA, information were collected during 1-7 June 2010 through CBA coordinators. Analysis of the information revealed the followings (regional details given in Annex - XXIV):

Among 1143 pilot communities, 71 (6%) already had a legally registered organization (as of 2007). Majority of them were created to participate in different types of grant competitions (regardless type of donor).

363 (32% of) pilot communities of CBA (whether previously registered or not) undertook at least one activity on local development, in 2007, dedicated to improvement of living conditions (e.g. laying a gas pipeline, renovating school or club, beautification of the territory, cemetery cleaning, re-painting of monuments etc. About 68% of the COs formed by CBA were new.

highest number of active communities and implemented initiatives was registered in Autonomous Republic of Crimea, Chenivetska, Ivano-Frankivska, Dnipropetrovska, Kharkivska and Vinnytska oblasts.

Most initiatives were funded by community members (279), many of them (242) were co-funded by local budget and several of them were supported by local business (114) and from various donors/projects. Multiple source of funding were common.

3.2 Local Development Forum as Instrument of Cooperation with Communities



Local Development Forum meeting in Rohatynskiy rayon, Ivano-Frankivska oblast

During second quarter 2010, 4 LDF was established in Chernivetska, Ivano-Frankivska, and Volynska oblasts by the partner rayon authorities, making it total 209 LDFs since inception. These LDFs held 276 sittings to debate and decide on the matters related with community development plans, resource mobilization and others. To support the function of LDF, rayon community resource centres (RCRC) were created in 16 partner rayons during the quarter. In total, visible and equipped RCRCs were established in 166 rayons by July 2010 (Table – VII).

In principle, LDFs were created to serve the purpose of CBA activities only but in practice, their role has expanded to cover non-CBA communities as well (see Box – IV and Box - V for details)

Table – VII: Formation and Function of LDFs and RCRC

	2008	2009	2010		Cumulative
			I Quarter	II Quarter	
Number of LDFs	98	106	1	4	209
Number of LDF meetings	107	654	161	276	1198
Rayons with RCRC created	10	122	18	16	166

* Oblastwise details are given in Annex – VII B

Box III – Opinions of Stakeholders on Local Development Forums

Local Development Forum enables heads of community organizations to solve jointly with rayon authorities a series of questions, namely concurrence of documents, allocation of funds from rayon budget etc. *M. Lylo, focal point in Turkivsky rayon, Lvivska oblast*

It is the first time when state executive bodies treat us as an equal partner, consider our problems and proposals; while rayon council and administration jointly help us to solve current problems in the process of MP realization. We feel our place in social and economic development of our rayon and are proud of it.

O. Yuschuk, head of Voskodavska CO Leleka, Rivnenska oblast

Local Development Forum helps us to realize pressing community problems that are not included in programmes of social and economic development and enter these problems into our development plans. *L. Ledyda, Deputy Head of Mizhhirska RSA, Zakarpatska oblast*

LDF supports local communities in their attempt to realize the Project, thus, thanks to activities of the Forum, rayon authorities have timely allocated funds from rayon budget to realize all community micro-projects; besides, Architecture Department provides substantial technical assistance; and LDP offers local communities a possibility to share experience with others. *O. Torhonsky, the Project coordinator in Ovlvsky rayon, Zhytomyrska oblast*

Local Development Forum is a convenient and useful instrument to solve local community problems. Finally, we were heard and given concrete assistance. And what is especially valuable, they help us with the problem we asked to solve. *O. Prylipko, active member of CO Myrivka – Local Development, Kaharlytsky rayon, Kyivska oblast*

Box – IV. Functioning of Local Development Forums beyond CBA

Created as a part of CBA methodology, LDFs are supposed to be used by local authorities as an instrument of cooperation with local communities upon CBA completion. In order to find out the extent to which LDFs are already used by local authorities beyond the scope of CBA Project, an expert interview was conducted with CBA regional coordinators during 1-9 June 2010. Analysis of the findings is given hereunder (details given in Annex – XXIII):

- In the majority of oblasts, LDF is mostly used as a mechanism of interaction between communities involved in CBA project and local authorities. It is more often that representatives of non-pilot communities are invited by CBA coordinators to participate in LDFs as guests.
- In 7 oblasts 32 MPPs (micro-project proposals) of non-pilot communities were considered by the LDFs during since inception of CBA. Out of these MPPs 25 were recommended for including into RDP (Rayon Development Plan), 9 of them were recommended for financing from local budget, and 5 of them got the financing.

Box V. Local Development Forum as a Platform for Exchange of Experience: Case of Luhanska Oblast

Local Development Forums is used as a platform for exchange of experience between COs involved in CBA Project, presentation of information about other possibilities to invest money for solving other problems. Besides, experts from different spheres related to those COs work in are invited to participate in LDF and present information that might be useful for communities. For example, it became obvious that implementing micro-projects on energy saving, some members of several COs do not really understand what does it mean except changing the windows. Understanding this, experts in the realm of energy saving and alternative energy was invited to participate at LDF. In the result of the forum experts became interested in the CBA activity and cooperation with it.

In this way LDF became more informative and specific, became more useful for all participants. COs and rayon stakeholders got possibility to know new information and possibilities for realization for their micro-projects (for instance, it was first time they heard about new thermo protection material)

3.3 Rayon Community Resource Centre

There are 166 RCRCs established by rayon partners formally/informally across the country. These RCRCs are carrying out various functions (e.g. secretariat of LDFs, local plan mainstreaming, building capacity of local communities, coordination etc.) so as to ensure effective implementation of CBA.

Box VI – Opinions of Stakeholders on Rayon Community Resource Centres

RCRC provides our community with necessary information; for instance, it informs us about the possibility of participation in other projects and competitions. We come there, take information together with RCRC coordinators; have consultation how to use this information to solve community problems. Should a need arise they help us to prepare necessary documents, calculate budget, write letters. *O. Nesmachnyi, active member of CO Pan Yepifan, Yepifanivka village, Kreminsky rayon, Luhanska oblast*

We come to Svativsky RCRC to receive help in preparing micro-projects documents (keying documents, calculating budgets etc.), as well as in solving problems with rayon executive bodies, for instance, with State Treasury, Rayon State Administration etc. *N. Sklyarenko, active member of CO Tempo, Mistky village, Svativsky rayon, Luhanska oblast*

Any time we can receive necessary information, use computer, fax or copier at Community Resource Center. And the Project coordinator can hold consultation or give help. *I. Ilichko, head of CO Local Development Agency of ArlamivskaVolya village, Lvivska oblast*

Creation and functioning of Rayon Community Resource Center is an important step in rayon development for our rayon, as well as in assisting local communities through holding consultations about donor programmes and application forms. *V. Kozyrev, Head of RC, Mykolaivska oblast*

Social work is difficult unpaid work, and in a village it is sometimes difficult to find time for it. And when Rayon Community Resource Center was created in our rayon, it facilitated our work greatly. There is a separate room, all documents, recommendations and information about other communities, about competitions. And what is the most important, Mrs Oksana, the Project coordinator, is always ready to tell and show everything... *I. Halukha, head of COVeres, Korost village, Sarnensky rayon, Rivnenska oblast*

Not only partner communities but also all interested people and organizations can feel benefit from RCRC. As of today, we have created jointly with Oblast Community Resource Center all conditions to support and develop all our communities. And only a lazy person will lose his/her chance. *S. Chorny, Deputy Head of Koretska RSA, Rivnenska oblast*

After creation of RCRC in Skvyrivska RSA, village heads have changed as well. They started to bombard us with proposals and prepared projects. Soon a competition to select participants of joint EU/UNDP CBA Project will be more serious than to the most prestigious university in Kyiv. *V. Hrysha, First Deputy Head of RSA, Skvyrivsky rayon, Kyivska oblast*



Project Manager's visit to Malovyskivskiy rayon resource centre of Kirvohradaska oblast

A vision was developed by CBA Project to strengthen the capacity of rayon community resource centres (RCRC) across the country so as to enhance their outreach to target communities with higher effectiveness. It was envisioned to support high performing 25 RCRCs in 2010 based on following key criteria:

1. RCRC must have been established with clear identity and functional jurisdiction
2. At least one rayon official must have been deputed to carry out function of the RCRC
3. RCRC must be delivering minimum services to its stakeholders (especially to COs, OCRC)
4. RCRC must have supported other activities (e.g. training, visits, experience dissemination etc.) as required for effective implementation of CBA and for promotion of CBA methodology in the rayon
5. Evidence/commitment must be there from rayon authorities/CDOs towards making it a demonstration site (during training/visits)

The package envisages that the CBA will procure equipments (e.g. computers with accessories, printers, multi-media, scanner etc.), furniture, visibility materials for the RCRCs and provide training/refresher training to focal person and other department officials of the rayons as deemed essential.

Accordingly, all the rayon partners were informed about this package. Encouraging response was received from them with commitment and demand. In total 90 requests were received. Upon analysis of the applications in light of pre-determined criteria, 25 were considered worthwhile for support in 2010. List of recommended rayons (RCRCs) is given in Annex - VIII

3.4 Oblast Coordination Council

To take CBA implementation process beyond rayons, Oblast Coordination Councils (OCC) are established in all oblasts and ARC. Key functions of OCC is to be coordinate and monitor CBA implementation in the region and to initiate financial support for community project.



Oblast coordination meeting in Kirovohradska oblast

During the quarter, 16 sittings of the regional/oblast coordination councils was recorded across Ukraine. In total, 87 sittings of OCCs occurred since inception (Table – VII). All OCC meetings held in 2nd quarter were attended by CBA management with an aim to review progress of project implementation and define perspectives of community based activities and establish relations with newly appointed leadership of oblast administrations (and in some cases, oblast councils).

Table - VII: Formation and Sittings of OCCs

	2008	2009	2010		Cumulative
			I Quarter	II Quarter	
Number of OCC	6	18	1	0	25
Number of meetings	8	53	15	11	87

*Oblastwise details are given in Annex – IX.

Most of the sittings during the quarter focused on the following issues:

- Accelerating the pace of implementation
- Reinforcing partnership with rayon authorities
- Mitigating the effect of financial crisis on cost-sharing by allocating oblast budget for community projects.
- Fulfilling financial obligations
- Handover

Summary of decisions of OCCs is given in Table - VIII

Table – VIII: Summary of Oblast Coordination Councils decisions, 2nd Quarter

Date, Oblast	Decisions of Oblast Coordination Councils
17 May, Volynska oblast	A competition for additional 40++ quota announced
28 May, Ternopil'ska oblast	<ul style="list-style-type: none"> • Take into account main issues of the report on documentation of experience • To hold round table with participation of representatives of 9 pilot rayons, COs and mass media • To find appropriate funds in oblast and rayon budgets to finance 23 micro-projects to be implemented in 2010 • Representatives of OSA and OC in cooperation with oblast resource center coordinators to distribute additional 40++ quota between 8 pilot rayons
3-4 June, Donetsk oblast	<ul style="list-style-type: none"> • To prepare 6 micro-projects on additional 40++ quota for approval • To provide intime financing reporting on micro-projects implementation in 8 rayons (45 COs)
10 June, Zakarpatska oblast	Heads of RSA and RC: <ul style="list-style-type: none"> • To fulfil financial obligations to CBA Project till 1 September 2010 • Launching the cooperation between CBA Project and Uzhhorod State University was discussed alongside with the action plan • To accelerate the pace of RCRC development
14 June, Volynska oblast	A list of community organization approved for additional 40++ quota

18 June Chernivetska oblast	<ul style="list-style-type: none"> • To complete remaining micro-project proposals and send them to the CBA central office • To fulfill financial obligations regarding co-financing of the micro-projects
17 June, Luhanska oblast	<ul style="list-style-type: none"> • To approve COs that will implement micro-projects on additional 40++ quota (6 COs) • To recommend heads of Bilovodskogo, Bilokurakinskogo and Kreminskogo rayons to accelerate the pace of micro-project implementation
18 June, Zaporizka oblast	<ul style="list-style-type: none"> • To consider the work of Polohivska RSA regarding the fulfilment of financial obligations to CBA Project and COs as unsatisfactory • Head of Polohivska RSA is to give explanation and schedule of paying a debt <p>Heads of RSA, RC, VC/CC :</p> <ul style="list-style-type: none"> • To fulfill financial obligations to CBA Project and COs • To provide COs with legal support regarding financial operations with the Treasury • To prepare relative documents to hand renewed social objects over the owners (VC, etc) <p>Staff of high education institutions: To held seminars among graduating students of the department of sociology, management, economics regarding implementation of the experienced obtained in cooperation with CBA Project by young specialists</p>
29 June, Cherkaska oblast	<ul style="list-style-type: none"> • To accelerate the pace of implementation of all micro-projects in Cherkaska oblast • To discuss the results of micro-projects implementation at the sittings of Local Development Forums • Rayoun and village councils are to pay in full their part of the micro-project financing • RSA are to approve lists of participats of the Quality Supervision Committee • To hand buildings renovated within the Project activity over the related organizations
30 June, Kirovohradska oblast	<p>To Kirovohradska OSA:</p> <ul style="list-style-type: none"> • To implement methodology of the objects' co-financing in local councils • Holding an oblast competition of projects and development programs give a priority to those of them that assume co-financing by community • To present a report on micro-project implementation in cooperation with CBA in non-pilot rayons of the oblast <p>To RSA and RC:</p> <ul style="list-style-type: none"> • To consider possibility to found and develop rayon resource centers

Chapter Four

DEVELOPING CAPACITY

Capacity building is one of the crucial activities of CBA Project. It involves such activities as training, exposure visits, dialogues and various other forms of techniques utilized for skill enhancement/knowledge transfer. The purpose is to enable local communities, local authorities and other partners to adopt and practice the approach promoted by the Project.

During the quarter, 215 capacity building events took place in participation of 6438 persons representing oblast/rayon authorities, village/city councils (1153) and community organisations (5287). In total since inception, 1188 capacity building events took place in participation of 28411 persons. Details on these events are given hereunder:

4.1 Training for CBA Staff

During the quarter, 9 newly recruited Community Development Officers were trained, 2 engineers, 1 Monitoring Assistant, 1 Community Development Assistant. On 1 June, 10 CDOs (2nd phase) were trained to organize documentation of regional experience on community based approach for local development.

4.2 Training For National/Regional/Local Counterparts

Trainings were organized for officials of national/regional/local counterparts during second quarter of 2010. In total, 1153 officials of elected/state authorities received training (5948 since inception) organized by CBA in various locations (Table - IX). Most of the participants included officials from village/city councils, focal persons from the rayon and oblast authorities.

Table – IX: Trainings Organised for COs in II Quarter 2010

	2008	2009	2010		Cumulative
			I Quarter	II Quarter	
No of trainings	304	507	162	215	1188
Total participants	7442	11009	3522	6327	28,300
Male – No. (%)	2976 (38.4)	4409 (40.0)	1378 (39.0)	2793 (44.2)	11556 (38.5)
Female – No. (%)	4466 (61.6)	6600 (60.0)	2144 (61.0)	3534 (55.8)	16744 (61.5)
Participants by beneficiary type					
CO-members – No. (%)	5584 (75.0)	8640 (78.5)	2843 (81.0)	5174 (81.7)	22241 (78.6)
Local Authorities – No. (%)	1791 (24.1)	2325 (21.1)	679 (19.0)	1153 (18.3)	5948 (20.9)
Project Personnel – No. (%)	67 (0.9)	44 (0.4)	-	-	111 (0.5)

Oblast wise details are given in Annex – X

4.3 Training For Community Members

A series of training was organized in all regions for CO-executives during the quarter. The courses included such areas as CO Management (16 trainings); community planning (16); drafting micro project proposal (14); micro-project implementation (23); micro-project handover (29); participatory assessment of COs (51), public audit (58). Oblastwise details are given in Annex - XI. Since CBA inception, 1181 trainings were organized through which 22241 CO-executives and members were trained. Of the total persons trained, 59.1% were females and 40.9% were males (see Chart – IV and Chart – V for visual details).

Chart – IV: CO Training Participants by Sex



Chart – V: CO Training Participants by Institution



Chapter Five

COMMUNITY PROJECTS

CBA aims to improve living condition of local communities and strengthen participatory governance. For this purpose, it supports implementation of local priorities reflected in term of 'community projects' or 'micro-projects' through small grants based on equity, do-ability, sustainability and cost sharing criteria. These priorities are developed by the COs and mainstreamed into local development plans through joint decision-making process.

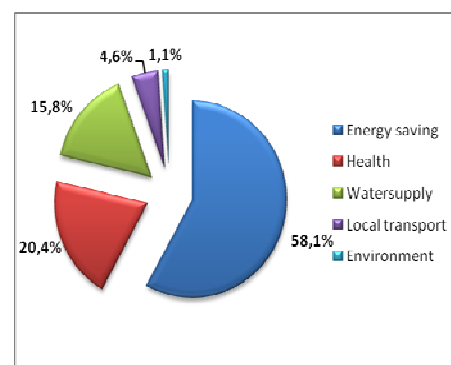
During second quarter 2010, a total of 142 micro project proposals (MPPs) were approved by CBA for funding (1224 MPPs since inception). Of the total MPPs approved since inception, .1008 MPPs entered into implementation upon release of grant amount to the COs. In total, implementation of .419 micro-projects got completed. Details of micro-projects supported by CBA are given on CBA website: <http://cba.org.ua/MicroProjects.aspx>.

Implementation of community projects is carried out under following procedural framework:

5.1 Preparation of Community Development Plan (CDP)

During second quarter 2010, 55 second dialogues were conducted (1196 dialogues since 2008) to initiate participatory planning in the COs (Annex – XII). Through 2nd dialogue, CO-members are familiarised with the need and process of participatory planning and bottom-up planning process. They are also sensitised to observe human rights in priority setting such that weaker section of the society are not left out from the stream of benefits and more than 80% of the members get benefit from their plan in general.

As a result of the planning dialogues held in the 2nd quarter, 28 communities defined their priorities and prepared community development plans (CDPs). Since inception, 1149 COs have prepared their Community Development Plans (Table–X).



Chart–VI: Sectoral Distribution of CDP (cum.)

Sectoral distribution of all inclusive CDPs reflected that vast majority belongs to energy saving (39%), followed by drinking water (13%), environment (11%), healthcare (10%) and school transport (3%). About 24% of priorities belonged to 'other sectors' with such priorities as road, youth club, park etc. Oblastwise details are to be found in Annex – XIV (A)

However, sectoral distribution of CBA-exclusive CDPs (i.e. within 5 sectoral priorities of CBA) reflected energy saving as top priority (58.1%), followed by medical services (20.4%) and water supply (15.8%) as their primary need. Less pressing was the problem of local transportation (4.6%) and environmental problems (1.1%). Region-wise details are given in Annex –XIII (B) and visual details are given in Chart - VI.

Table – X: CDP Development by COs

	2008	2009	2010		Cumulative	%
			I Quarter	II Quarter		
No of COs with CDPs	389	662	70	28	1149	
Sectoral priorities of CDPs						
Health	-	214*	13	7	234	20.4
Water-supply	-	179*	1	2	182	15.8
Energy Saving	-	596*	54	17	667	58.1
Environment	-	10*	2	1	13	1.1
Local Transport	-	52*	0	1	53	4.6
Other	-	0*	0	0	0	0.0
No of CDPs approved by LDF	232	786	96	34	1148	

*Data as of the end of 2009

Box – VII: Involvement of COs in Rayon Development Plan Elaboration

COs created within the framework of CBA are expected to become active players in development of their territories. In order to find out the extent to which COs are already engaged by local authorities in the local development, opinion of CBA regional coordinators was sought through telephone interview during 1-7 June 2010 to explore if pilot communities of CBA are being involved by local authorities in preparation of Rayon Development Plans (RDP).

Findings of the aforementioned research reflects that 49 rayon authorities of 14 oblasts attract CO-heads or active members to discuss on RDP. In Volynska, Rivnenska, Kirovohradska, and Donetska oblasts local authorities of all CBA-rayons invites CO-members for RDP elaboration, while in other 10 oblasts this happens in 1, 2 or 4 rayons. This engagement of COs in elaboration of RDP is expected to make the RDP more effective and people-based (see details in Annex – XXIV)

5.2 Mainstreaming of Community Priorities

COs submit their priorities to their respective village/city councils. They are further concurred by VCs/CCs and tabled at local development forum (LDF) meeting for debate and approval. Thus, COs defend their plans during LDF-meeting with support of their respective council representatives. Because of training and technical support from CBA, the CO-plans were often recognised as superior quality and enjoyed higher probability of getting approved.

During the quarter, 34 community development plans were approved at LDF, making a total of approved CDPs 1148 since inception (Table - X). Approval of CO-plans was followed by mainstreaming into the development plan the local authorities. With the approval, the rayon and local authorities also agreed to allocate budget for the same into their own plan.

5.3 Approval of Micro-project Proposal (MPPs)

MPP Preparation: Upon approval from LDFs, COs prepare micro-project proposals (MPPs), with support from technical departments of their respective rayon state administrations, officials of the community resource centres and private companies. Necessary training was provided by CBA to the representatives of COs and local authorities as necessary. The proposals included cost estimate, technical documentation/drawings, commitments on cost-sharing etc. Competitive pricing in the cost estimation was ensured through quotations/preliminary tendering. General meeting of the COs discussed upon the project design and cost estimate and approved them if found satisfactory. 163 MPPs were prepared during the quarter. In total since inception, 1314 MPPs were prepared.

Appraisal of MPPs: COs submit their MPPs to CBA through their respective OCRCs. The MPPs are appraised at two level – (a) primary assessment of information and availability of required documents was done by regional team of CBA, (b) technical and institutional appraisal was done at central office of CBA by engineers and community development experts. During reporting period, 142 MPPs were appraised (regional details in Annex – XIV A) out of 153 MPPs submitted by COs (total 1224 since inception).



Tender in CO of Novosevastopol village, Mykolaiivska oblast

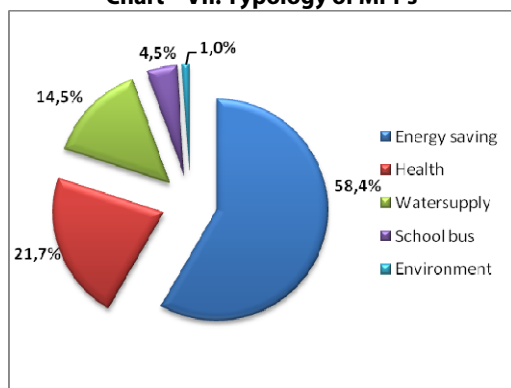
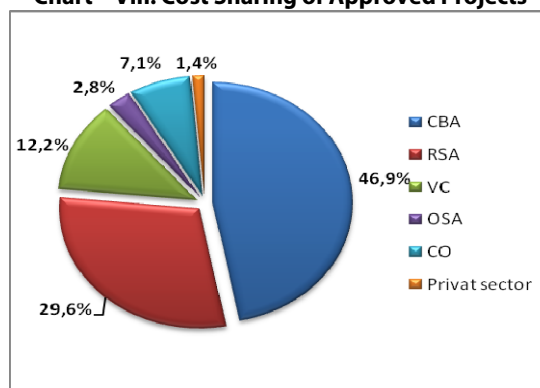
Approval of MPPs: Project Selection Committee of CBA² makes final review of the appraised MPPs and approves the upon finding satisfactory. During 2nd quarter 2010, 142 MPPs were approved for funding (See Table XI). In cumulative term, 1224 MPPs were approved since inception. By end of June 2010, all 25 oblasts reached the target of 40 MPPs approval (details in Annex – XIV B).

Table – XI: Number of Micro-Projects Approved

	2008	2009	2010		Cumulative
			I Quarter	II Quarter	
Approved MPs	47	832	203	142	1224
MPs by Typology					
Health	9	187*	46	23	265
Energy saving	29	447*	137	102	715
Water supply	6	147*	14	10	177
Environment	0	8*	1	3	12
School bus	3	43	5	4	55

*Data revoised

Typology of MPPs: Of total approved in the reporting quarter MPPs, 72% belong to energy saving, followed by 16.2% to health, 7% to water supply, 3% to school transport and 2.1% to environment. This distribution truly reflects priority of the communities and local authorities with CBA standing as neutral in their choice making. Chart – VII presents distribution of MPPs by typology since inception

Chart – VII: Typology of MPPs**Chart – VIII: Cost Sharing of Approved Projects**

Cost of MPPs: Total cost of all approved MPPs was about UAH 175.3 mln. According to the cost-sharing arrangement, micro-projects will be co-funded by local budget (44.5%) with 12.1% contribution from village/city budget, 29.6% from rayon budget and 2.8% from oblast budget. Average input of CO is 7.1% and that of CBA share constitutes 46.9%. Moreover, communities managed to attract private sector to co-fund their initiatives (1.4%). Details are given in, Chart – VIII and Annex – XV.

² PSC of CBA is comprised of CBA Project manager, UNDP senior programme manager and UNDP deputy resident representative

Beneficiaries of community projects: The approved micro-projects are meant to bring improvement either in communal entity or on community territory so that community members could ultimately benefit. From this perspective distribution of approved micro-projects were found to be as follows:

- (a) Beneficiary by population (details in Annex – XVI A)
 - Total population - 1,098,812 persons, to benefit from 1224 MPs
 - Population by sex – 55% female and 45% male
- (b) Beneficiary population by sector – (details in Annex – XVI B)
 - Energy saving – 55%
 - Health – 30%
 - Water supply – 9%
 - School bus – 3%
 - Environment – 2%
- (c) Beneficiary by institution - (details in Annex – XVI C)
 - School/kindergarten - 48%
 - Local health post – 22%
 - Community territory - 30%

5.4 Implementation of Micro-projects

Of all approved MPPs, 128 entered into implementation phase during second quarter 2010 (1008 since inception). Of total micro-projects undertaken for implementation, 137 got completed by end of 2nd quarter. Micro-projects are implemented by the COs in partnership with CBA and with support from local authorities involving following steps:

- **Signing of Agreement:** Agreement between UNDP and the CO forms basis of resource transfer from UNDP into CO's account for implementation of the approved MPPs. Adequate transparency was observed at oblast/rayon/community level about signing of the Agreement. Where possible, media was present to report on this matter. Since inception, 1059 Agreements were signed with COs for micro-project implementation.
- **Financing of Micro-project:** CBA transferred approved grant amount into the account of COs in three tranches. This provision is helpful in ensuring proper utilization of resources and quality results. Beside cash contribution, the CO-members provided skilled/unskilled labour and other locally available materials for project implementation. The local authorities provided their share of the cost in terms of kind/services. In some cases, they could transfer cash into the account of COs. Same was true in case of private sponsors.
- **Implementation of Micro-Projects:** Pursuant to receipt of first tranche of grant from CBA, 128 COs launched implementation of their micro-project. It required procurement of goods and services through vendors selected through transparent bidding process. While implementing the project, temporary visibility tool was installed to ensure transparency and donors' visibility.



Energy saving light-bulbs are installed in Or dovka village, Kharkivska oblast

Table – XII: Financing of Micro-projects From CBA Since Inception

Disbursements					
1 st Tranche		2nd Tranche		3rd Tranche	
No.	UAH	No.	UAH	No.	UAH
1008	21,133,778	496	23,216,829	113	713,013

* Oblastwise details for are given in Annex – XVII A and XVII B

During the reporting period, works were completed on 137 micro-projects (419 since inception). Of them, 113 Have received 3rd tranches after marking fulfillment of CO's commitment as laid down in Grant Agreement. Oblast-wise details on completed projects are given in Annex - XVIII.

5.5. Quality Supervision and Public Audit

A rayon level 'quality supervision committee (QSC)' are established in all rayons where COs received CBA funding. Mandate of QSC is to ensure the quality of micro-project implementation. For this purpose, QSC-members visit the project site from time to time and provide necessary instructions to the COs and the vendors for quality results. Its report is taken into consideration while disbursing installments. This committee is comprised of rayon focal person, rayon technical specialist, CBA-staff in the region, VC/CC-head, CO-head.

In the reporting period, 145 completed objects were audited, making it 323 since inception. Details are given in Table - XIII hereunder.

Table – XIII: Public Auding, Handover and Sustainability of Completed Micro-projects

	2008	2009	2010		Cumulative
			I Quarter	II Quarter	
No of completed MPs	n/a	165	117	137	419
No of conducted public audits	n/a	29	149	145	323
No of participants*					
- COs	n/a	n/a	n/a	15591	-
- Non COs	n/a	n/a	n/a	1060	-
- Local Authorities	n/a	n/a	n/a	269	-
No of objects handed over	n/a	71	91	126	288
No. of objects with O & M mechanism in place	n/a	n/a	124	124	248

*Data for 2008, 2009 and I Quarter 2010 not available. Oblastwise details are given for II Quarter and since inception in Annex – XIX

Box – VIII: How Did a CO Changed the Life of Local Community

With support from our authorities and CBA project, we undertook task to improve water supply system. In the frame of micro-project realization that presupposes reconstruction of a water tower in Sakhnivtsi village, local community laid 1,034 meters of water pipes and connected 10 households, cultural center and local kindergarten. Now our life is better with availability of water. **L. Martynyuk**, head of CO Dobrobut (meaning 'prosperity'), Sakhnivtsi village, Izyaslavsky rayon, Khmelnytska oblast

We have been waiting for this Project for a long time, and now local kindergarten is covered with new roof, we can start to perform face-lift, but this year it will not be spoilt with leaking roof and rainy weather! We are grateful to the Project not only for its help to repair local kindergarten, but first and foremost, for return of our self-confidence. We are ready to work, to collect money, to organize concerts for our children, as we have a united community where every member works for common good. **H. Zelenska**, active member of CO Nadiya (meaning 'hope'), Daryivka village, Bilozersky rayon, Khersonska oblast

5.5 Commissioning and Handover

Once the project is completed, the COs passes through a series of steps involving public audit, commissioning, handover, inauguration, media outreach and permanent donors' visibility, operation and maintenance etc. All these ensure high degree of transparency and high probability of resource utilization and local ownership of the object created. The community ownership of the completed micro-projects is necessary for community participation in its operation and maintenance.

As showed in Table - XIII, of 126 completed projects were handed over to the balance of the owner (village council) with an increased market value. Since inception, the number of objects handed over amounts to 288



Inauguration of community in Domanivka village, Mykolaiivska oblast



Inauguration of schoolbus community project, Dobropillya village, Donetsk oblast

5.6 Operation and Maintenance

When the actual sub-project construction has been completed, it is expected to leave behind a community structure with the ability to manage, and to negotiate with the local government.

OIU-team assists CO to explore various options and makes a final arrangement for maintaining the sub-project. In some legal form (such as association of co-owners of multi-storied building or cooperative), the CO can own the property as well as undertake responsibility of operation and maintenance (O & M). In such cases, concerned authority can entrust the CO for O & M.

In the reporting quarter 124 operation and maintenance funds were established, making it 248 since inception (Table – XIII).

5.7 Additional Micro-project Support to Regions

To begin with, all partner regions were allocated with equal share of 40 micro-project quota (worth about USD 4,000,000). Additional quotas were designed as follows:

- a) **Flood quota** was designed to help alleviate the consequences of flood in summer 2008. Quota was distributed in 2009 to flood-affected western regions (Chernivetska, Ivano-Frankivska, Lvivska, Ternopilka and Zakarpatska). Special cost sharing proportion was adopted for flood quota: CO–5%, CBA–70% and local budget–25%.
- b) **Quota 40+**: Due to inter-regional variation in utilization of resources additional micro-project quota (called 40+ quota) was allocated to each regions in 2009 to ensure that each region could fully utilize \$ 400,000 allocated for it. Norms of cost sharing for '40+' quota' remains the same: CO–5%, CBA–50% and local budget–45%.
- c) **Quota 40++** is a form of incentive to those regions which will demonstrate excellent performance and commitment to internalize CBA methodology. According to this quota, 119 additional micro-project were distributed through 14 oblasts. Cost sharing ratio for these projects is: CO-5%, CBA-65% and local budget-30%.

Details on distribution and utilization of these additional quotas are given in Table - XIV below. In total, 92.7% of the allocated MP-quota were approved by the reporting period. By 2nd quarter, 72% of the regions achieved more than 90% of their quota, 20% of the regions achieved between 80-90% and 8% regions between 70-80%. Strong involvement and timely budgetary support of the oblast and rayon officials in CBA implementation played important role in making high degree of achievement.

Key Challenges and Solutions

The stakeholders involved in CBA implementation at local level experienced challenges in terms of unavailability of local budget for cost sharing. The central government was not able to release budget to local authorities. However, the authorities were sincere to their commitment to cost sharing and issued guarantee letter stating that the resource will be released upon release of budget from the central government. This commitment helped continuation of micro-project implementation smoothly.

Table – XIV: MP Target and Approval Achivement as of II Quarter 2010

Oblast	Original MP-Quota		40+ MP-Quota		Flood Quota		40++ Quota		Total Quota		
	Target	Approved	Target	Approved	Target	Approved	Target	Approved	Target	Approved	%
ARC	40	38	6	3	0		3	0	49	41	83,7
Cherkaska	40	40	9	9	0		5	1	54	50	92,6
Chernihiv	40	39	6	0	0		3	4	49	43	87,8
Chernivtsi	40	37	3	0	10	5	0	0	53	42	79,2
Dnipropetrovska	40	40	6	6	0		10	8	56	54	96,4
Donetska	40	40	5	5	0		6	6	51	51	100,0
I-Frankivska	40	40	8	8	16	16	5	3	69	67	97,1
Kharkivska	40	40	7	7	0		2	0	49	47	95,9
Khersonska	40	40	10	10	0		5	1	55	51	92,7
Khmelnytsky	40	40	7	7	0		3	2	50	49	98,0
Kirovohradska	40	40	8	8	0		5	4	53	52	98,1
Kyivska	44	44	8	8	0		3	3	55	55	100,0
Luhanska	40	40	9	9	0		6	3	55	52	96,3
Lvivska	40	39	4	2	10	3	2	0	56	44	78,6
Mykolaivska	40	40	7	7	0		5	3	52	50	96,2
Odeska	40	40	3	3	0		2	0	45	43	95,6
Poltavska	40	40	6	6	0		4	2	50	48	94,1
Rivne	40	40	6	6	0		6	0	52	46	88,5
Sumska	40	39	5	4	0		3	0	48	43	89,6
Terpnopilska	40	40	5	5	10	7	8	10	63	62	98,4
Vinnytska	40	40	7	3	0		0	0	47	43	91,5
Volynska	40	40	3	3	0		7	3	50	46	92,0
Zakarpatska	40	40	6	6	10	10	4	0	60	56	93,3
Zaporizka	40	40	8	8	0		5	0	53	48	90,6
Zhytomyerska	40	38	6	3	0		0	0	46	41	89,1
TOTAL	1004	994	158	136	56	41	102	53	1320	1224	92,7

Chapter Six

COMMUNICATION AND VISIBILITY

Communication, visibility and public relation (PR) activities are designed as a part of Project implementation strategy with a purpose to maximize transparency about the Project activities and to lobby for the cause it aims to promote. Specific activities include media events, media coverage, web portal, communication dissemination, visibility tools etc.

During the quarter 36 media events were held (205 since inception) at regional level, 268 media coverage took place (2383 since inception), 31 issues of regional newsletter were made public (254 since inception). Besides, CBA-web portal was maintained for wide public access to CBA-information and various tools were used for donor's visibility.

Details of the activities are described below:

6.1 Media Events

Media events include seminars and press conferences. During the reporting period, 36 press conference were held (205 since inception) in participation of senior management of OSAs and OCs, RSAs and RCs, village/city councils, representatives of local NGOs and mass media (Table – XV). Events included such occasion as launching the Project, rayon selection announcement, signing of agreements, roundtables, donors' visits, and inauguration of micro-projects upon completion and so on. Underlying was the idea of assuring maximum transparency of the CBA activities in the area.

Each media event was announced through media advisory distributed to local media. During the event, press releases and information packs were distributed containing more detailed information on the CBA Project with appropriate donors' visibility.

6.2 Media Coverage

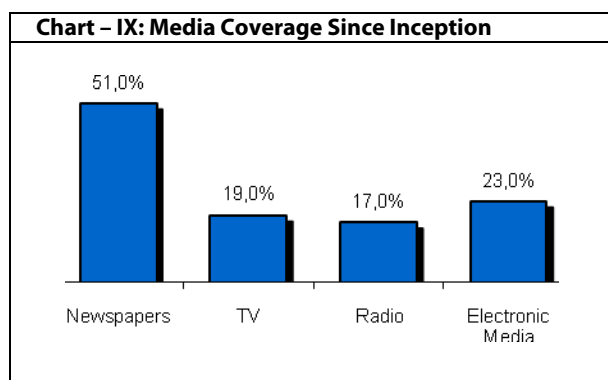
During 2nd quarter, 268 media coverage were registered across Ukraine (2383 since inception). Not all the media coverage could be registered by the Project due to lack of its capacity to collect report on media coverage taking place throughout the country. It included printed and electronic editions, radio and TV reportages. Data in progress since 2008 is given in Table – XV hereunder.

Table - XV: Media Coverage

	2008	2009	2010		Cumulative
			I Quarter	II Quarter	
Press Conference	31	101	37	36	205
Mdeia coverage	753	1098	264	268	2383
Publications on websites	203	363	73	58	697

* Oblastwise details in Annex – XX

Among all, newspaper dominated the dissemination on CBA activities by occupying 51% of the total coverage. It was followed by electronic media with 23% of the total coverage and television with 19% of the total coverage. Radio occupied minimum strength with 17% of the coverage (Chart - IX).



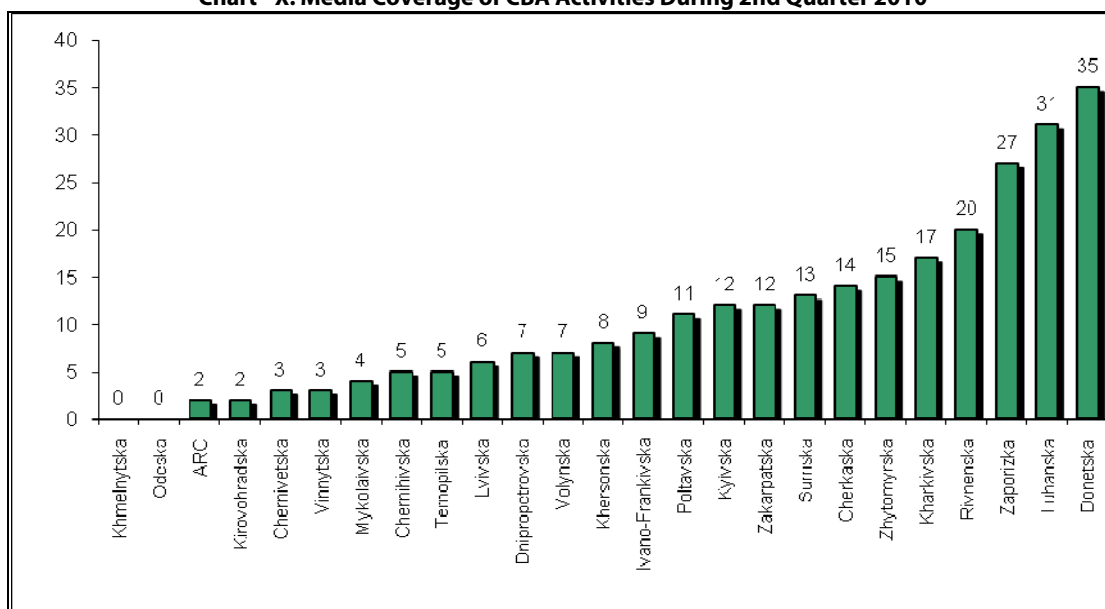
* Oblastwise details in Annex - XX



Youngest beneficiaries of community interviewed by local media, Donetsk oblast

During the quarter media coverage was found to be the highest in Donetsk, Luhanska, and Zaporizka, oblasts and lowest in Khmelnytska, Odeska, Chenivetska, Kirovohradska oblasts and ARC (see Chart - X). Focus of oblast/rayon authorities to media and activeness of the oblast/rayon focal persons and CBA-staffs in the region played significant role in media coverage.

Chart - X: Media Coverage of CBA Activities During 2nd Quarter 2010



6.3 Dissemination of Information About CBA

In order to disseminate information about the Project among stakeholders, potential participants and wider public audience, following actions were undertaken:

Newsletters: In order to duly and timely inform local partners/stakeholders as well as participants about progress of CBA activities in the region, a practice of publishing regional newsletters is in place. During the reporting period, OIUs published 31 issues of regional newsletter, which was printed and disseminated both electronically (840 copies) and printed copies (4716 copies), according to the distribution list including oblast administration and council, rayon administration and councils, village councils, local communities, local media and NGOs.

Table - XVI: Publication and Distribution of CBA Regional Newsletters

	2008	2009	2010		Cumulative
			I Quarter	II Quarter	
No. of issues published	48	144	33	31	256
No. of copies printed & distributed	8207	25470	4469	4716	42862
No. of copies sent electronically	3624	7298	1092	840	12854

* Oblastwise details in Annex - XXI

Experience shows that Luhanska, Zaporizka, Ivano-Frankivska oblasts are among the most active oblasts that active in bringing out newsletters (Annex - XXI). Activeness of the CBA staffs in the region and cooperation from oblast focal person is found to play role in publication and dissemination of newsletters.

Websites of partner oblast/rayon authorities were linked where possible for disseminating CBA related information, may it be tender or media events or CBA-newsletters. Cooperation of communication departments of these authorities have been appreciative. During the quarter, 61. announcements/news appeared on partners web sites (475 since inception).

Events:

- On 19 May 2010: CBA was presented at conference “Southern Ukraine in the process of European Integration” organized by Odessa oblast state administration. Conference was attended by UNDP Senior Programme Manager, Oksana Remiga. Coordinators of 5 Oblast Implementation Units of CBA (ARC, Kherson, Odessa, Mykolaiiv, Zaporizhya) and focal points of CBA from 5 oblast state administrations participated in the event to present Project activities and achievement in their respective regions.



South of Ukraine in the Process of European Integration, conference in Odessa, 19 May 2010

Web portal and internet sites: CBA web-portal (<http://cba.org.ua/>) was enriched with information open for public use. It included information about the partners, database (profile) of COs and micro-projects, and library that includes all key documents and reports of CBA. Similarly, sites like YouTube was used for dissemination of CBA related information. One can find CBA related information at <http://www.youtube.com/user/cbaorgua>.

CBA short video was produced in both Ukrainian and English languages to present the idea and methodology of community based approach. The film is intended for a wide audience unfamiliar with the approach or CBA activities in Ukraine. Film can be viewed at YouTube: <http://www.youtube.com/watch?v=oOTbMTxA7Rw>, it is also placed at CBA web site: <http://cba.org.ua/AboutCBAproject.aspx?language=uk> and UNDP web portal: <http://undp.org.ua/en/media/video/46-video/762-eu-undp-community-based-approach-to-local-development-project-cba-presents-a-short-video-about-its-activities>.

Knowledge transfer: As a part of knowledge transfer, CBA supported national/international partners during 2nd quarter 2010 as follows:

- in order to share experience and best practices of CBA, its Community Development Expert visited UNDP Belarus and UNDP Afghanistan.
- in order to share experience and best practices of CBA, presentation on Project modus operandi was made to Ms. Kori Udovicki, Assistant Secretary-General, Assistant Administrator of UNDP and Director of the Regional Bureau for Europe and Commonwealth of Independent States (CIS).
- Briefing about CBA was made to Ms. Gina Lucarelli, from UNDP-HQ and Mr. Balazs Horvat and Ms. Clare Romanik from UNDP/Bratislava Regional Centre. The officials made field visit to observe CBA implementation at the ground.

6.4 Donors' visibility

Visibility of EU and UNDP was ensured at all micro-project sites though installation of temporary boards and permanent plaques at all project sites. Additionally, community organizations produce information boards with EU and UNDP visibility items to display notices on community meetings and other pertinent information.

6.5 Documentation of Experience

In light of necessity to ensure ownership and lay the foundation for future general study policy for policy recommendations, a documentation of experience is being carried out jointly by the regional partners and the CBA-team. Overall ownership of the work lies with regional authorities.

For this purpose, a 7-10 persons study group was created in each region under leadership of the CBA-coordinator from OSA/OC. Typical structure of the study group is as follows:

- CBA coordinator from OSA/OC – Team leader
- CBA-focal person from OSA and/or OC – member secretary
- One specialist from Legal Department of OSA/OC or partner RSA/RC - member
- One specialist from Technical Department of OSA/OC or partner RSA/RC - member
- One specialist from department of Public Relations of OSA - member
- One focal point from RSA/RC - member
- Two CBA staffs in the region - members
- Others as necessary (e.g. specialist from the social science department of university in the region)

Mykolaiivska, Zaporizka, Poltavska, Kyivska, Luhanska, Khersonska, Kirovohradska, Ivano-Frankivska, Ternopilska, Rivnenska, Volynska, Sumska, Chernihivska, Khmelnytska oblasts and AR Crimea entered phase-1 of experience documentation and have completed the activity. Draft reports of expert groups were discussed with a range of stakeholders and are being published for wider dissemination among local and national stakeholders and partners.

Cherkaska, Chernivetska, Dnipropetrovska, Donetska, Kharkivska, Lvivska, Odeska, Vinnytska, Zakarpatska, Zhytomyrska oblasts belonging to phase-2 of experience documentation, launched the activity by preparing plan, list of experts and calendar plan. It is expected, that documentation of regional experience will be completed by end September 2010.

Within the framework of this activity, all oblasts initiated production of video-films on experience and results of CBA activities in the region. In production of this film, support was provided by regional state-owned companies in some regions.

By end June, reports were published in Zaporizka, Luhanska, Kirovohradska, Khmelnytska and Chernihivska oblast. In Volynska, Ternopilska, Khersonska and Ivano-Frankivska oblasts short films were produced on community based activities in the region.

6.7 Community Based Approach to Development in Academia

During overall period of CBA implementation, interest of academic institutions was evoked to introduce theory of area-based approach into the curriculum. With an aim to discuss perspectives of cooperation, a two-days-seminar was held in Chernihiv in participation of representatives of universities from Lviv, Uzhhorod, Ternopil, Sumy, Lutsk and Chernihiv. Listed of participants is attached in Annex - XXII

Objective of the seminar is to familiarize representatives of 6 academic institutions with CBA activities and discuss perspectives of cooperation aimed at introduction of optional courses on community-based approach in teaching programme / academic curriculum. In this context, field visit was also organized to Kulykivka village of Chernihivska oblast.

After the seminar, Memorandum of Understanding was signed by Chernihiv Institute of Labour and Social Work, LvivPolitehnika National University, Uzhgorod National University and Volyn University.



Permanent visibility board installed at project site, Zelenivka village of Zaporizka oblast



Demonstration of the film on experience of Kirovohradska oblast of implementing community-development initiatives (during OCC meeting)

Chapter Seven

ADVISORY AND MANAGEMENT

During 2nd quarter 2010, various activities were carried out for effective operation of the Project activities. These activities are reflected in terms of advisory support, monitoring and evaluation, etc. as described in details hereunder.

7.1 Monitoring and Evaluation

During the quarter, two events of monitoring/evaluation took place as described hereunder:

EU Monitoring Mission: Monitoring of CBA activities was carried out by the EU Delegation Office during 1-8 April 2010. The mission, led by Ms. Katherina Pirozhenko, reviewed CBA documents and made performance monitoring in the regions. Based on findings of the mission, Project's relevance and quality of design and impact prospects were estimated as "excellent", while efficiency of implementation, effectiveness and potential sustainability received "good" scores. Highlights of the mission's findings are given below:

- *Implementation efficiency:* The Project has overcome the effect of delayed start and on-going financial crunch through its flexible approach and has succeeded in achieving more than the targets. Handing-over of completed projects, establishing of sustainability mechanism and quality aspects should be the areas of focus in future.
- *Institutional effectiveness:* Role of community resource centres is effective in mobilization local communities and local authorities and realization of crucial elements of sustainable local development, namely joint decision-making, bottom-up participatory planning and rehabilitation of communal infrastructures. However, these resource centres and related officials lack capacity and therefore activities ought to be carried out to enhance their capacity.
- *Impact prospects:* The Project has demonstrated strong possibility of creation of enabling environment for long-term self-sustaining social-economic and environmental development at local level throughout Ukraine. Local communities and local/regional authorities support the Project in all regions, Incorporation of partnership mechanism as an element of a local governance policy and the awareness of community opportunities are among positive effects of the Project.
- *Potential sustainability:* Establishment of local institutional structures based on feeling of ownership of project results; sustainability of micro-projects based on co-financing mechanism involving community and public resources; the idea of regional development fund and trained community members and officials of local/regional authorities offer strong potential for sustainable development at local level. COs, however, need additional training in financial procedures and fund-raising skill.

UNDP HQ Evaluation Mission: In May, CBA Project was evaluated within the framework of UNDP Global Thematic Review of Decentralization and Global Governance. The mission included Ms. Katherine Lowery (Monitoring and Evaluation consultant), Nagel Urs (Evaluation Advisor). The team reviewed project documents, made field visits and interviewed key stakeholders in course of the assessment. Key *initial findings* of the missions are as follows:

- **Efficiency of the Project:** Transparent procedures, quality control with community involvement and strong training support were marked as successes of the Project. At the same time, inflexibility in making amendments to approved micro-projects, time lag in delivery of funding and grant ceiling/micro-project were noted as shortcomings.
- **Effectiveness of citizen engagement:** Increased trust and cooperation between local authorities and communities, and visible sense of empowerment among individuals were strong success factors. It happened because the COs were given responsibility to manage their micro-projects. The mission noted



Meeting of UNDP evaluation expert with community organization of Uvysla village, Ternopil'ska oblast

the potential for more opportunities of UNDP to facilitate dissemination of CBA experience within the country.

- **Effectiveness of service delivery:** The Project has demonstrated a concrete difference in service delivery at reduced cost.
- **Sustainability issue:** Cases of local/regional authorities to adapt CBA methodology and Project's plan to establish operation and maintenance mechanism for completed micro-projects and trained local/regional officials offer high opportunity for sustainability of development efforts at local level. However, high turnover in government officials has posed a challenge.

7.2 Human resource

Recruitment process was carried out during the quarter for 2 drivers (Mykolaiivska and Zaporizhska oblasts); 2 civil engineers; 9 community development officer (Kharkivska, Volynska, and Khmelnytska oblasts); 1 monitoring assistant; 2 CDU-assistants, PMU administrative assistant, 2 financial/procurement assistants, and web-developer.

7.3 Resource Utilisation

Financial progress of the Project as of June 2010 reached a total of US \$ 3.3 million which was 28.4% of the budget approved by UNDP management for 2010 (Table – XVII).

Table - XVII : Expenditure in 2nd Quarter 2010

№	Key Activities	Annual Budget 2010			Expenditure Q-2			Cum. 2010	%
		UNDP	EU	Total	UNDP	EC	Total		
1	Training of Project staff and national counterparts	26 500	157 290	183790	0	9501	9501	22428	12.2
2	Establish mechanism of participatory planning process	5 000	32 100	37100	0	330	330	2844	7.7
3	Support COs for implementation of self-help initiatives	408 000	9 016 890	9424890	574664*	2,832,077**	3,406,743	4,259,202	45.2
4	Establish partnership with oblasts & raiyons administrations, councils and other local stakeholders	20 000	363 800	383800	0	89387	89387	123222	32.1
5	Effective Project Management	126 000	1 404 910	1530910	0	397,469	397,469	726,873	47.5
6	PR, Communication and Monitoring	14 500	71 690	86190	0	8277	8277	24573	28.5
TOTAL		600 000	11 046 680	11646680	574,664	3,307,041	3,911,705	5,159,142	44.3

* including \$ 286,577 in encumbrance

** including 1,788,348 encumbrance

In total since inception, financial progress of US \$ 11.1 million was recorded (with \$ 2.1 million in commitment for micro-project tranches). This progress was 57.8% of the total budget (\$ 19.2 million) of the Project.

Chapter Eight

LESSONS LEARNED AND FUTURE OUTLOOK

Chapter II. Establishing Partnership.

- Lack of trust towards authorities and international donors has been overcome by the communities
- Communities have realized enhanced capacity and self-confidence
- Usefulness of the CBA approach has been recognized by the authorities and the results obtained are being appreciated
- Change of oblast/rayon level authorities negatively influenced the pace of CBA implementation. Additional effort and time were needed to re-introduce the Project, its methodology and value to the new authorities. Institutional memory had to be refreshed to keep the mechanisms of cooperation between authorities and communities operational
- Working-level focal persons of CBA in OSA/OC, RSA/RC mostly remained in the position (despite large scale change among the senior level officials of OSA and RSA) and they proved very active and useful in assuring the continuity of support to CBA activities. They also had a leading role in introducing CBA to new authorities.
- Network of focal persons of CBA in local administrations/councils ought to be developed with inclusion of specialists from different departments

Chapter III. Building Support Structures

- Rayons, village/city councils and communities are competing for best performance so as to acquire additional opportunities from the Project.
- Enhanced awareness among local communities is visible along with significant reduction in passiveness; it is already influencing local development processes.
- Structure of cooperation established by CBA (CO – LDF – OCC) proved to be efficient for involving communities and authorities into cooperation
- Best cooperation could be achieved in a region if both oblast council and oblast state administration are together in deciding matters related with CBA. But in practice, it happens only partially due to political, personality and other factors which are beyond control of the Project;
- Creation of RCRC was the initiative of local authorities as a recognition of the value of the Project's approach. They proved to be efficient and helpful to local communities. RCRC demonstrate great potential for further expansion and consolidation of CBA methodology
- Created RCRCs need technical support, as well as a package of building capacity of coordinators of RCRC. Serving as focal persons of CBA and helping COs with preparation of documentation for MPP and reports on tranches, they need to be trained along the same lines as CDOs. Special training on fund-raising is necessary for RCRC coordinators to perform this function
- Many COs are still immature when they start to implement micro-project. To start with smaller projects should be given to them to see how they jointly decide and manage the funds. Only successful COs should be supported with larger grant for micro-projects

Chapter IV. Capacity Building

- In an environment of time and target constraint, the process/sequence of trainings to be distributed over project implementation cycle tends to be accelerated or merged resulting into risk of lower effectiveness
- Training modules revised from time to time taking into account feed-backs from the target beneficiaries render higher effectiveness
- Demonstration sites created in each oblast serve as effective learning ground. Exposure visits to such sites result in high motivation among stakeholders to adopt CBA methodology fast and properly
- It is difficult to get high-skilled accountant in all the villages. To ensure satisfactory financial management at CO level, it is necessary to conduct condensed training course for unskilled CO-

accountants before they are charged with the responsibility of managing CO-financial business in line with the financial guidelines of UNDP or Ukrainian financial code

- Horizontal links between communities are to be developed so that they could benefit from peer-peer exchange of experience and learning

Chapter V. Community Projects

- Social importance of implemented micro-projects becomes evident. They contribute to improvement in the quality of life
- The value of participatory planning was confirmed. It is important to assure that most local citizens are involved in the process
- Community efforts are now directed towards implementation of micro-projects. Emphasis is to be shifted to community development
- There is a need to document and disseminate the experience of innovative technologies used by COs
- Some communities are ready to perform bigger-scale projects
- In energy-saving, more advanced technologies are to be promoted. Ceiling of CBA contribution is to be higher
- Procedures have to be consolidated based on their effectiveness and manuals ought to be updated for future use
- Funding from state budget to COs in parallel with UNDP fund works well and could be continued. However, the CO ought to have access to professional accountant in case it deals with budget funds
- Question of co-financing from local budget has to be solved at national level
- Web-based information collection and dissemination of information saves significant amount of time and enhances management/monitoring efficiency
- Regular linkage of professionals with the field level implementation enhances scope for ground-based learning and dissemination of knowledge
- Participatory Assessment System introduced at the level of COs has proved to be an effective tool to assess their success level. The same experience could be introduced for rayons and regions using appropriate set of indicators

Chapter VI. Communication and Visibility

- Communities and RCRC feel more confident in contacting media. They strive to present and disseminate information about their activities and achievements by issuing their own newsletters and shooting mini-films, creating web pages in the internet
- Media show interest to the Project and its results, independently of events organized by CBA. CDOs and representatives of local communities are interviewed and invited to talk shows to share their experience on self-organization and self-help initiatives
- Approach has evoked interest of the representatives of academic institutions, offering a wide range of perspectives for cooperation

Annex – I (A)
Selection of VC/CC in II Quarter 2010

#	Oblast	No of Rayons	No of appli-cations	No of selected local councils			Replaced VC/CC	No of local councils in reserve		
				VC	TC	CC		VC	TC	CC
1	ARC	0	0	0	0	0	0	0	0	0
2	Cherkaska	0	0	0	0	0	0	0	0	0
3	Chernihivska	0	0	0	0	0	0	0	0	0
4	Chernivetska	0	0	-3	0	0	0	0	0	0
5	Dnipropetrovska	0	0	0	0	0	0	0	0	0
6	Donetska	0	0	0	0	0	0	0	0	0
7	I-Frankivska	1	24	4	1		1	0	0	0
8	Kharkivska	0	0	0	0	0	0	0	0	0
9	Khersonska	2	4	3	0	0	0	0	0	0
10	Khmelnyska			0	0	0	0	0	0	0
11	Kirovohradska	1	1	0	1	0	0	0	0	0
12	Kyivska	2	0	2	0	0	0	0	0	0
13	Luhanska	1	1	0	0	0	0	0	0	0
14	Lvivska	2	4	2	0	0	0	2	0	0
15	Mykolaivska	0	0	0	0	0	0	0	0	0
16	Odeska	0	0	0	0	0	0	0	0	0
17	Poltavska	0	0	0	0	0	0	0	0	0
18	Rivnenska	0	0	0	0	0	0	0	0	0
19	Sumska	0	0	0	0	0	0	0	0	0
20	Ternopil'ska	4	18	7	0	0	0	9	0	0
21	Vinnytska	0	0	0	0		0	0	0	0
22	Volynska	9	90	6	0	1	0	0	0	0
23	Zakarpatska	4	18	4	1	0	0	2	0	0
24	Zaporizka	3	4	3	0	0	0	0	0	0
25	Zhytomyrska	0	0	0	0	0	0	0	0	0
	Total	29	164	28	3	1	1	13	0	0
	Cumulative	209	2873	975	135	22	119	622	21	5
	Cumulative, %			86.1%	11.9%	2%		96%	3%	1%

Annex – I (B)
Selection of VC/CC Since Inception

#	Oblast	No of Rayons	No of applications	No of selected local councils			Re-selected VC/CC	No of local councils in reserve		
				VC	TC	CC		VC	TC	CC
1	ARC	8	74	35	4	1	13	17	2	1
2	Cherkaska	8	117	39	0	1	2	22	0	0
3	Chernihivska	8	136	33	7	0	4	16	0	0
4	Chernivetska	11	104	44	0	3	5	5	0	0
5	Dnipropetrovska	8	58	41	2	0	3	11	0	0
6	Donetska	8	76	30	8	2	1	5	2	0
7	I-Frankivska	9	230	45	7	4	2	44	4	0
8	Kharkivska	8	111	39	3	0	8	47	0	0
9	Khersonska	8	65	38	7	0	5			0
10	Khmelnyska	8	165	46	8	0	5	24		0
11	Kirovohradska	8	110	41	4	0	5	20	2	0
12	Kyivska	9	149	44	2	1	6	24		0
13	Luhanska	9	83	37	7	0	9	40	0	0
14	Lvivska	8	139	48	4	5	9	22	0	0
15	Mykolaivska	8	93	38	6	0	5			0
16	Odeska	8	97	22	21	0	9	10	3	1
17	Poltavska	8	86	37	4	0	7	6	1	0
18	Rivnenska	8	100	34	5	2	2	21	0	0
19	Sumska	8	118	34	7	1	7	17	0	0
20	Ternopilka	9	150	50	6	0	1	42	0	1
21	Vinnytska	8	160	37	6	0	7	14	0	0
22	Volynska	9	188	40	5	2	0	23	1	0
23	Zakarpatska	9	107	51	6	1	0	155	5	2
24	Zaporizka	8	62	40	4	0	2	21	1	0
25	Zhytomyrska	8	115	36	4	0	2	16	0	0
	Total	209	2893	979	137	23	119	622	21	5

Annex – I (C)
Summary Selection of Communities Since Inception

#	Oblast	No. of rayons involved	No. of VC/CC involved	No. of communities selected		
				For Partnership	Substituted communities	For Reserve
1	ARC	8	40	40	13	20
2	Cherkaska	8	40	42	2	22
3	Chernihivska	8	40	40	4	16
4	Chernivetska	11	47	47	5	5
5	Dnipropetrovska	8	43	43	3	11
6	Donetska	8	40	40	1	7
7	Ivano-Frankivska	9	56	56	2	48
8	Kharkivska	8	42	50	8	47
9	Khersonska	8	45	45	5	0
10	Khmelnyska	8	54	54	5	24
11	Kirovohradska	8	45	45	5	22
12	Kyivska	9	47	50	7	24
13	Luhanska	9	44	44	10	40
14	Lvivska	8	51	51	9	22
15	Mykolaivska	8	44	45	5	0
16	Odeska	8	43	43	9	14
17	Poltavska	8	41	41	7	7
18	Rivnenska	8	41	41	2	21
19	Sumska	8	42	43	7	17
20	Ternopilska	9	55	56	1	43
21	Vinnyska	8	43	45	7	14
22	Volynska	9	47	47	2	24
23	Zakarpatska	9	58	58	8	162
24	Zaporizka	8	44	44	2	22
25	Zhytomyrska	8	40	40	2	16
	Total	209	1132	1150	131	648

Annex – II (A)
Participation of Regional Officials in the VC/CC Seminars During II Quarter 2010

#	Oblast	No of seminars	No of participants	Participants		
				OSA-FP	RSA_FP	Leadership/employee RSA/RC
1	ARC	0	0	0	0	0
2	Cherkaska	0	0	0	0	0
3	Chernihivska	0	0	0	0	0
4	Chernivetska	7	119	0	5	5
5	Dnipropetrovska	0	0	0	0	0
6	Donetska	0	0	0	0	0
7	I-Frankivska	6	216	0	6	6
8	Kharkivska	0	0	0	0	0
9	Khersonska	3	61	0	3	3
10	Khmelnyska	0	0	0	0	0
11	Kirovohradska	1	102	0	1	1
12	Kyivska	2	117	0	2	1
13	Luhanska	0	0	0	0	0
14	Lvivska	5	72	0	5	6
15	Mykolaivska	1	50	0	1	1
16	Odeska	0	0	0	0	0
17	Poltavska	0	0	0	0	0
18	Rivnenska	0	0	0	0	0
19	Sumska	0	0	0	0	0
20	Ternopil'ska	7	74	0	5	0
21	Vinnyska	0	0	0	0	0
22	Volynska	7	84	0	14	0
23	Zakarpatska	5	205	0	5	1
24	Zaporizka	4	64	4	4	4
25	Zhytomyrska	1	32	0	0	0
	Total	49	1196	4	51	28
	Cumulative	1271	30443	131	938	964

Annex – II (B)
Participation of Regional Officials in the VC/CC Seminar Since Inception

#	Oblast	No of seminars	No of participants	Participants		
				OSA-FP	RSA_FP	Leadership/employee RSA/RC
1	ARC	54	545	1	49	26
2	Cherkaska	42	601	0	4	3
3	Chernihivska	44	290	2	8	6
4	Chernivetska	47	1069	5	20	30
5	Dnipropetrovska	48	662	0	8	11
6	Donetska	41	1703	0	35	4
7	Ivano-Frankivska	58	2085	0	59	19
8	Kharkivska	50	890	5	16	37
9	Khersonska	48	1017	1	47	45
10	Khmelnyska	54	577	6	33	37
11	Kirovohradska	50	1752	0	52	61
12	Kyivska	63	2293	0	68	70
13	Luhanska	54	1095	11	51	87
14	Lvivska	57	629	1	17	71
15	Mykolaivska	54	1556	0	49	100
16	Odeska	53	866	1	13	12
17	Poltavska	47	939	0	8	13
18	Rivnenska	43	834	14	43	69
19	Sumska	47	1510	0	48	32
20	Ternopil'ska	56	776	0	51	18
21	Vinnytska	53	1343	8	49	21
22	Volynska	47	832	63	56	66
23	Zakarpatska	63	4140	0	63	47
24	Zaporizka	50	1371	12	50	52
25	Zhytomyrska	44	1068	1	41	27
	Total	1271	30443	131	938	964

Annex – III
Number of ToPs Signed With VC/CC in II Quarter 2010 and Since Inception

#	Oblast	No. of ToP, Q-II	No of PA, since inception
1	ARC	0	40
2	Cherkaska	0	40
3	Chernihivska	0	33
4	Chernivetska	0	20
5	Dnipropetrovska	0	41
6	Donetska	0	40
7	Ivano-Frankivska	0	51
8	Kharkivska	0	43
9	Khersonska	0	42
10	Khmelnyska	0	47
11	Kirovohradska	0	40
12	Kyivska	2	47
13	Luhanska	0	43
14	Lvivska	9	54
15	Mykolaivska	0	40
16	Odeska	0	40
17	Poltavska	0	41
18	Rivnenska	0	40
19	Sumska	0	42
20	Ternopilska	10	55
21	Vinnyska	0	40
22	Volynska	7	47
23	Zakarpatska	5	58
24	Zaporizka	0	37
25	Zhytomyrska	2	38
	Total	35	1058

Annex – IV
Number of Authorities Changed in Oblast and Rayon State Administrations

#	Oblast	Oblast Level				Rayon Level			
		OSA Head	OSA deputies	FP high level	FP working level	RSA Head	RSA deputies	FP high level	FP working level
1	ARC	1	1	1	1	8	8	0	0
2	Cherkaska	1	8	0	0	6	6	0	0
3	Chernihivska	0	0	0	0	3	0	0	0
4	Chernivetska	1	4	1	0	9	0	2	1
5	Dnipropetrovska	1	1	7	0	2	0	0	0
6	Donetska	1	1	0	0	1	1	0	0
7	Ivano-Frankivska	1	5	0	0	7	0	0	0
8	Kharkivska	1	5	2	1	8	27	6	4
9	Khersonska	1	7	1	1	8	4	1	1
10	Khmelnyska	1	3	1	0	7	14	0	1
11	Kirovohradska	1	0	0	0	6	2	2	0
12	Kyivska	1	0	0	0	7	2	1	0
13	Luhanska	1	7	0	0	6	3	0	0
14	Lvivska	1	3	0	0	0	0	0	1
15	Mykolaiivska	1	4	0	0	7	4	1	1
16	Odeska	1	1	0	0	7	7	0	0
17	Poltavska	1	1	1	1	8	0	0	8
18	Rivnenska	1	4	1	0	8	24	8	2
19	Sumska	1	4	1	0	8	8	5	0
20	Ternopilaska	1	4	0	0	4	0	0	0
21	Vinnyska	1	0	0	0	8	0	1	0
22	Volynska	1	5	1	0	7	0	3	0
23	Zakarpatska	1	3	0	0	8	7	7	1
24	Zaporizka	1	4		0	7	8	5	0
25	Zhytomyrska	1	3	0	0	8	6	4	1
	Total	24	78	17	4	158	131	46	21

Annex- V
First Dialogue with COs

#	Oblast	During Q-II	Cumulative
1	ARC	0	45
2	Cherkaska	0	43
3	Chernihivska	0	44
4	Chernivetska	2	47
5	Dnipropetrovska	0	50
6	Donetska	0	40
7	Ivano- Frankivska	6	57
8	Kharkivska	0	50
9	Khersonska	3	48
10	Khmelnytska	0	54
11	Kirovohradska	1	50
12	Kyivska	2	65
13	Luhanska	0	54
14	Lvivska	5	59
15	Mykolaivska	3	56
16	Odeska	0	50
17	Poltavska	0	47
18	Rivnenska	0	43
19	Sumska	1	49
20	Ternopiiska	7	58
21	Vinnytska	0	51
22	Volynska	7	47
23	Zakarpatska	5	63
24	Zaporizka	4	51
25	Zhytomyrska	1	44
	TOTAL	47	1265

Annex – VI
Formation of Community Organisations in II Quarter 2010 and Since Inception

#	Oblast	No of rayons involved	No of VC/CC involved	No of COs			No of h/h in community	Participating H/H		CO members			
				Formed	Enrolled with VC/CC	Legally registered		No	In %	Individual members	Associated members	M	F
1	ARC	1	0	1	1	1	245	245	0,0	1100	0	486	614
2	Cherkaska	1	0	1	1	2	179	179	100,0	136	43	77	102
3	Chernihivska	1	0	2	2	4	870	240	27,6	150	41	81	110
4	Chernivetska	2	0	2	2		590	525	89,0	525	0	231	294
5	Dnipropetrovska	0	0				0	0	0	0	0	0	0
6	Donetska	0	0				0	0	0	0	0	0	0
7	Ivano-Frankivska	1	5	5	5	5	812	650	80,0	419	231	289	361
8	Kharkivska	0	0				0	0	0	0	0	0	0
9	Khersonska	2	3	3	3	3	812	650	80,0	419		289	361
10	Khmelnytska	0	0				0	0	0	0	0	0	0
11	Kirovohradska	1	1	1	1	1	758	618	81,0	306	312	427	191
12	Kyivska	2	2	2	2	1	2580	2314	89,0	572	1742	986	1328
13	Luhanska	1	0	1	1	1	176	125	71,0	178	0	72	106
14	Lvivska	2	0	5	6	8	1462	1180	80,0	650	530	535	645
15	Mykolaivska	2	0	2	2	2	534	405	76,0	274	154	180	248
16	Odeska	0	0				0	0	0	0	0	0	0
17	Poltavska	0	0				0	0	0	0	0	0	0
18	Rivnenska	0	0				0	0	0	0	0	0	0
19	Sumska	1	0	1	1	1	35	35	100,0	35		20	15
20	Ternopil'ska	9	7	7	7	7	1719	1611	94,0	939	2332	1481	1790
21	Vinnitska	0	0				0	0	0	0	0	0	0
22	Volynska	5	12	7	7	7	1773	1676	95,0	655	5952	2379	4228
23	Zakarpatska	4	2	2	2	2	2021	1756	87,0	442	175	194	423
24	Zaporizka	4	0	4	4	4	749	749	100,0	754	2600	1279	2075
25	Zhytomyrska	1	0		0		120	120	100,0	70	50	44	76
	Total	40	32	46	47	49	11927	10589	88,8	4875	14162	7597	11125
	Cumulative	209	1132	1163	1157	1145	42010 4	33072 2	78,7	21436 8	20325 5	17551 6	24210 7

Annex – VII
Legal Forms of CO Since Inception

#		ACMB	Cooperatives	BSP	Public Organization	Others
1	ARC	8	3	9	23	0
2	Cherkaska	0	0	0	42	0
3	Chernihivska	0	0	5	35	2
4	Chernivetska	0	0	0	45	0
5	Dnipropetrovska	0	15	0	28	0
6	Donetska	3	2	0	35	0
7	Ivano-Frankivska	0	0	0	56	0
8	Kharkivska	0	6	0	37	0
9	Khersonska	1	3	4	37	0
10	Khmelnyska	0	0	0	51	0
11	Kirovohradska	0	0	0	45	0
12	Kyivska	1	3	0	45	0
13	Luhanska	1	0	0	43	0
14	Lvivska	0	1	0	50	0
15	Mykolaivska	1	3	5	36	0
16	Odeska	4	0	25	14	0
17	Poltavska	0	4	0	37	0
18	Rivnenska	5	0	0	40	0
19	Sumska	0	0	0	43	0
20	Ternopil'ska	0	6	8	43	0
21	Vinnyska	0	1	0	42	0
22	Volynska	0	0	9	32	6
23	Zakarpatska	0	0	0	58	0
24	Zaporizka	0	4	0	40	0
25	Zhytomyrska	1	0	0	39	0
	Total	25	51	65	996	8
	%	2,2%	4,5%	5,7%	86.9%	0,7%

Annex – VII
Formation and Function of LDFs and RCRC Since Inception

#	Oblast	LDF created in Q-II	LDFs created since inception	LDF meetings during Q-II	No. LDF meetings since inception	RRCC created in Q-II	RCRC created since inception
1	ARC	0	8	5	39	0	6
2	Cherkaska	0	8	15	40	0	8
3	Chernihivska	0	8	9	37	1	6
4	Chernivetska	2	11	8	35	0	1
5	Dnipropetrovska	0	8	12	36	0	6
6	Donetska	0	8	10	28	4	8
7	Ivano-Frankivska	1	9	12	36	1	5
8	Kharkivska	0	8	5	47	0	8
9	Khersonska	0	8	10	57	0	2
10	Khmelnyska	0	8	10	42	0	2
11	Kirovohradska	0	8	11	118	0	8
12	Kyivska	0	9	14	43	0	9
13	Luhanska	0	9	16	55	1	8
14	Lvivska	0	8	9	52	0	8
15	Mykolaivska	0	8	5	41	0	8
16	Odeska	0	8	7	37	0	6
17	Poltavska	0	8	10	51	2	6
18	Rivnenska	0	8	16	43	1	4
19	Sumska	0	8	13	60	0	8
20	Ternopil'ska	0	9	11	62	5	9
21	Vinnyska	0	8	10	29	0	8
22	Volynska	1	9	11	30	1	9
23	Zakarpatska	0	9	9	47	0	7
24	Zaporizka	0	8	21	95	0	8
25	Zhytomyrska	0	8	17	38	0	8
	Total	4	209	276	1198	16	166

Annex - VIII

List of RCRCs Recommended for Support

№	Oblast	No. of Applicant Rayons	Recommended	Name of Recommended Rayon(s)
			RCRCs	
1	ARC	1	1	Krasnoperekopsky rayon
2	Cherkaska	6	2	Shpolyanskiy
				Zvenygorodskiy
3	Chernihivska	2	1	Kulykivsky
4	Chernivetska	2	0	
5	Dnipropetrovska	2	1	Pavlogradskiy
6	Donetska	3	1	Krasnoarmiyskiy
7	I-Frankivska	4	2	Rohatynsky
				Halytskyi
8	Kharkivska	6	0	
9	Khersonska	3	1	Hornostaivskiy
10	Khmelnyska	1	1	Krasylivsky
11	Kirovohradka	4	2	Olexandrivskiy
				Malovyshivskiy
12	Kyivska	4	1	Pereyaslav-Khmelnyskiy
13	Luhanska	3	1	Antracytivskiy
14	Lvivska	2	1	Turkivsky
15	Mykolaivska	3	1	Snigurivskiy
16	Odeska	6	0	
17	Poltavska	5	1	Semenivskiy
18	Rivnenska	4	2	Sarnensky
				Hochansky
19	Sumska	2	1	Lypovodolynsky
20	Ternopilka	9	1	Terebovliansky
21	Vinnyska	3	1	Orativsky
22	Volynska	5	1	Lokachynsky
23	Zakarpatska	5	1	Berehivsky
24	Zaporizka	4	1	Kuybishevskiy
25	Zhytomyrska	3	1	Chudnivsky
TOTAL		92	25	

**Annex – IX
Formation and Sitting of OCCs**

#	Oblast	OCC formation		OCC meetings held	
		Qr-II	Since inception	Qr-II	Since inception
1	ARC	0	1	1	5
2	Cherkaska	0	1	1	4
3	Chernihivska	0	1	0	3
4	Chernivetska	0	1	1	3
5	Dnipropetrovska	0	1		2
6	Donetska	0	1	1	1
7	Ivano-Frankivska	0	1		2
8	Kharkivska	0	1		2
9	Khersonska	0	1		7
10	Khmelnyska	0	1		3
11	Kirovohradska	0	1	1	5
12	Kyivska	0	1		2
13	Luhanska	0	1	1	5
14	Lvivska	0	1		1
15	Mykolaivska	0	1		3
16	Odeska	0	1		5
17	Poltavska	0	1		3
18	Rivnenska	0	1		2
19	Sumska	0	1	0	4
20	Ternopiliska	0	1	1	4
21	Vinnyska	0	1		8
22	Volynska	0	1	2	4
23	Zakarpatska	0	1	1	3
24	Zaporizka	0	1	1	4
25	Zhytomyrska	0	1		2
	Total	0	25	11	87

Annex – X
Trainings Organised for COs in II Quarter 2010

#	Oblast	No of trainings	Total participants	of Total Participants				of Total Participants			
				Male	%	Female	%	CO-members	%	Local Authorities	%
1	ARC	0	0	0	0,0%	0	0,0%	0	0,0%	0	0,0%
2	Cherkaska	0	0	0	0,0%	0	0,0%	0	0,0%	0	0,0%
3	Chernihivska	2	43	23	53,5%	20	46,5%	36	83,7%	7	16,3%
4	Chernivetska	1	15	9	60,0%	6	40,0%	8	53,3%	7	46,7%
5	Dnipropetrovska	18	1900	847	44,6%	1053	55,4%	1857	97,7%	43	2,3%
6	Donetska	15	263	93	35,4%	170	64,6%	177	67,3%	86	32,7%
7	Ivano-Frankivska	4	108	41	38,0%	67	62,0%	100	92,6%	8	7,4%
8	Kharkivska	1	20	9	45,0%	11	55,0%	19	95,0%	1	5,0%
9	Khersonska	17	198	75	37,9%	123	62,1%	80	40,4%	118	59,6%
10	Khmelnyska	0	0	0	0,0%	0	0,0%	0	0,0%	0	0,0%
11	Kirovohradska	10	124	50	40,3%	74	59,7%	109	87,9%	15	12,1%
12	Kyivska	6	39	24	61,5%	15	38,5%	27	69,2%	12	30,8%
13	Luhanska	3	106	26	24,5%	80	75,5%	67	63,2%	39	36,8%
14	Lvivska	3	85	40	47,1%	45	52,9%	72	84,7%	13	15,3%
15	Mykolaivska	11	276	118	42,8%	158	57,2%	250	90,6%	26	9,4%
16	Odeska	7	145	67	46,2%	78	53,8%	120	82,8%	25	17,2%
17	Poltavska	15	258	154	59,7%	104	40,3%	196	76,0%	62	24,0%
18	Rivnenska	11	247	87	35,2%	160	64,8%	179	72,5%	68	27,5%
19	Sumska	8	388	175	45,1%	213	54,9%	319	82,2%	69	17,8%
20	Ternopilska	6	102	42	41,2%	60	58,8%	73	71,6%	29	28,4%
21	Vinnyska	25	775	391	50,5%	384	49,5%	551	71,1%	224	28,9%
22	Volynska	3	85	33	38,8%	52	61,2%	72	84,7%	13	15,3%
23	Zakarpatska	4	64	22	34,4%	42	65,6%	62	96,9%	2	3,1%
24	Zaporizka	27	618	270	43,7%	348	56,3%	488	79,0%	130	21,0%
25	Zhytomyrska	18	468	197	42,1%	271	57,9%	312	66,7%	156	33,3%
	Total	215	6327	2793	44,1%	3534	55,9%	5174	81,8%	1153	18,2%
	Cumulative	1188	28300	11556	40,8%	16744	59,2%	22412	79,2	5948	20,8

Note: excludes 111 project staffs trained during 2008-09

Annex – XI
Trainings Organized for COs in II Quarter 2010 – Topics

	Oblast	No. of trainings	CO Management	Planning	Writing project proposal	Accounting & Reporting	Implementing MP	PAS	Public Audit	Handover	Other
1	ARC	0	0	0	0	0	0	0	0	0	0
2	Cherkaska	0	0	0	0	0	0	0	0	0	0
3	Chernihivska	2	0	0	1	0	1	0	0	0	0
4	Chernivetska	0	0	0	0	0	0	0	0	0	0
5	Dnipropetrovska	18	0	0	0	0	1	7	5	0	5
6	Donetska	15	0	0	0	0	3	8	4	0	0
7	Ivano-Frankivska	4	1	1	1	0	1	0	0	0	0
8	Kharkivska	1	0	0	0	0	1	0	0	0	0
9	Khersonska	17	3	3	3	0	0	0	8	0	0
10	Khmelnitska	0	0	0	0	0	0	0	0	0	0
11	Kirovohradska	10	0	0	0	0	0	4	3	3	0
12	Kyivska	6	2	2	2	0	0	0	0	0	0
13	Luhanska	3	0	0	0	1	1	0	0	0	1
14	Lvivska	3	0	0	0	0	3	0	0	0	0
15	Mykolaiivska	11	0	0	0	0	2	2	0	7	0
16	Odeska	7	0	0	0	0	0	7	0	0	0
17	Poltavska	15	0	0	0	1	0	7	7	0	0
18	Rivnenska	11	0	0	0	0	2	0	7	2	0
19	Sumska	8	0	0	0	0	0	0	8	0	0
20	Ternopil'ska	6	2	2	2	0	0	0	0	0	0
21	Vinnytska	25	0	0	0	0	0	0	8	17	0
22	Volyn'ska	3	1	1	1	0	0	0	0	0	0
23	Zakarpatska	4	2	2	0	0	0	0	0	0	0
24	Zaporizka	27	4	4	4	0	0	8	8	0	0
25	Zhytomyrska	18	1	1	0	0	8	8	0	0	0
	Total	215	16	16	14	2	23	51	58	29	6

Annex – XII
Second Dialogue with COs

#	Oblast	During Q-II	Cumulative
1	ARC	0	45
2	Cherkaska	1	49
3	Chernihivska	4	46
4	Chernivetska	2	47
5	Dnipropetrovska	0	43
6	Donetska	5	45
7	Ivano-Frankivska	0	51
8	Kharkivska	0	42
9	Khersonska	0	40
10	Khmelnytska	0	54
11	Kirovohradska	6	50
12	Kyivska	2	51
13	Luhanska	0	54
14	Lvivska	7	50
15	Mykolaivska	2	43
16	Odeska	0	43
17	Poltavska	0	46
18	Rivnenska	4	46
19	Sumska	1	47
20	Ternopiiska	8	63
21	Vinnytska	0	51
22	Volynska	7	47
23	Zakarpatska	5	61
24	Zaporizka	0	40
25	Zhytomyrska	1	42
	TOTAL	55	1196

Annex XIII (A)
CDP Development by COs in II Quarter 2010

#	Oblast	No of COs with CDPs	Priorities of CDPs						No of CDPs approved by LDF
			Health	Water-supply	Energy Saving	Environ-ment	Local Transport	Other	
1	ARC	0	0	0	0	0	0	0	
2	Cherkaska	1	0	0	0	0	0	0	1
3	Chernihivska	1	1	0	0	0	0	0	1
4	Chernivetska	2	0	1	1	0	0	0	2
5	Dnipropetrovska	0	0	0	0	0	0	0	
6	Donetska	0	0	0	0	0	0	0	
7	I-Frankivska	3	1	0	2	0	0	0	3
8	Kharkivska	0	0	0	0	0	0	0	0
9	Khersonska	1	0	1	0	0	0	0	1
10	Khmelnyska	0	0	0	0	0	0	0	
11	Kirovohradska	1	0	0	1	0	0	0	1
12	Kyivska	2	0	0	2	0	0	0	2
13	Luhanska	0	0	0	0	0	0	0	
14	Lvivska	5	2	0	2	1	0	0	5
15	Mykolaivska	1	0	0	1	0	0	0	1
16	Odeska	0	0	0	0	0	0	0	
17	Poltavska	0	0	0	0	0	0	0	
18	Rivnenska	0	0	0	0	0	0	0	
19	Sumska	1	0	0	1	0	0	0	1
20	Ternopilka	4	1	0	3	0	0	0	6
21	Vinnytska	0	0	0	0	0	0	0	
22	Volynska	3	1	0	1	0	1	0	6
23	Zakarpatska	0	0	0	0	0	0	0	2
24	Zaporizka	2	1	0	1	0	0	0	3
25	Zhytomyrska	0	0	0	0	0	0	0	0
Total		28	7	2	17	1	1	0	34
Percentage			25%	7%	61%	4%	4%	0%	

Annex XIII (A)
Sectoral Distribution of Priorities (Inclusiv of max. 5 Priorities)*

SN	Region/Oblast	No. of COs	Energy Saving	Drinking Water	Healthpost	Environment	School Transport	Other	Total
1	ARC	40	31	16	8	18	0	46	119
2	Cherkaska	42	55	26	30	18	3	73	205
3	Chernihivska	41	67	19	14	13	2	25	140
4	Chernivetska	42	62	14	19	29	3	23	150
5	Dnipropetrovska	43	74	22	24	17	6	28	171
6	Donetska	40	57	33	16	14	5	39	164
7	Ivano-Frankivska	60	134	16	15	16	4	73	258
8	Kharkivska	41	78	24	22	25	8	33	190
9	Khersonska	41	66	30	33	14	1	51	195
10	Khmelnyska	47	75	25	8	12	5	80	205
11	Kirovohradska	44	75	29	26	18	11	30	189
12	Kyivska	44	64	33	33	31	3	40	204
13	Luhanska	42	55	30	33	15	7	50	190
14	Lvivska	42	68	5	0	21	3	7	104
15	Mykolaivska	43	56	48	7	9	14	60	194
16	Odeska	43	54	45	17	15	2	66	199
17	Poltavska	40	53	38	19	16	5	57	188
18	Rivnenska	44	93	23	8	29	4	59	216
19	Sumska	42	66	20	12	19	8	23	148
20	Ternopilkska	55	104	18	16	28	2	45	213
21	Vinnyska	43	92	16	21	26	1	36	192
22	Volynska	43	96	14	21	13	3	19	166
23	Zakarpatska	56	80	24	26	29	4	54	217
24	Zaporizka	40	58	24	23	20	8	38	171
25	Zhytomyrska	40	67	16	9	17	5	56	170
	Total	1098	1780	608	460	482	117	1111	4558
	%		39,1%	13,3%	10,1%	10,6%	2,6%	24,4%	100,0%

* During May-June 2010, information was collected to understand community priorities without taking into consideration the five sectoral priorities defined by CBA for support. All non-CBA priorities are reflected under 'Others' .

Annex – XIV (A)
Number of Micro-Projects in II Quarter 2010

#	Oblast	# Appr. MPs	# MPs by typology				
			Health	Energy saving	Water supply	Environment	School bus
1	ARC	4	0	4	0	0	0
2	Cherkaska	3	0	3	0	0	0
3	Chernihivska	3	3	0	0	0	0
4	Chernivetska	6	0	6	0	0	0
5	Dnipropetrovska	10	4	6	0	0	0
6	Donetska	9	1	7	1	0	0
7	Ivano-Frankivska	11	0	10	0	1	0
8	Kharkivska	2	0	2	0	0	0
9	Khersonska	6	0	5	1	0	0
10	Khmelnyska	2	0	1	1	0	0
11	Kirovohradska	9	1	8	0	0	0
12	Kyivska	7	1	5	1	0	0
13	Luhanska	8	0	6	2	0	0
14	Lvivska	7	0	5	2	0	0
15	Mykolaivska	3	0	3	0	0	0
16	Odeska	1	0	1	0	0	0
17	Poltavska	7	1	2	1	0	3
18	Rivnenska	6	0	6	0	0	0
19	Sumska	2	0	0	0	2	0
20	Ternopil'ska	14	3	10	1	0	0
21	Vinnyska	2	1	1	0	0	0
22	Volynska	3	1	2	0	0	0
23	Zakarpatska	6	3	3	0	0	0
24	Zaporizka	8	2	5	0	0	1
25	Zhytomyrska	3	2	1	0	0	0
	Total	142	23	102	10	3	4
	%	100.0	16.2	71.8	7.1	2.1	2.8

Annex – XIV (B)
Total Number of Micro-projects by Typology Since Inception

#	Oblast	# Appr. MPs	# MPs by typology				
			Health	Energy saving	Water supply	Environment	School bus
1	ARC	41	6	25	6	1	3
2	Cherkaska	50	24	20	6	0	0
3	Chernihivska	43	12	25	6	0	0
4	Chernivetska	42	10	30	1	0	1
5	Dnipropetrovska	54	20	23	9	0	2
6	Donetska	51	9	29	9	1	3
7	Ivano-Frankivska	67	5	60	0	2	0
8	Kharkivska	47	3	36	5	1	2
9	Khersonska	51	12	34	5	0	0
10	Khmelnitska	49	8	32	4	0	5
11	Kirovohradska	52	3	35	7	1	6
12	Kyivska	55	13	36	6	0	0
13	Luhanska	52	12	29	10	0	1
14	Lvivska	44	12	27	3	1	1
15	Mykolaivska	50	1	33	13	0	3
16	Odeska	43	8	18	17	0	0
17	Poltavska	48	5	14	22	0	7
18	Rivnenska	46	16	25	0	1	4
19	Sumska	43	10	14	14	2	3
20	Ternopiiska	62	13	40	5	1	3
21	Vinnitska	43	8	21	6	0	8
22	Volynska	46	7	37	2	0	0
23	Zakarpatska	56	16	36	3	1	0
24	Zaporizka	48	7	23	15	0	3
25	Zhytomyrska	41	25	13	3	0	0
	Total #	1224	265	715	177	12	55
	Total %		21,6%	58,4%	14,5%	1,0%	4,5%

Annex – XV
Co-Financing Pattern of Micro-Projects Processed Since Inception

#	Oblast	# Approved MPs	Total project cost	Cost-Sharing Arrangement						
				CO	CBA	Local Budget				Private Sector
						Sub-Total	VC	RSA	OSA	
1	ARC	41	6950653	603558	2812954	3534141	2284420	1249721	0	0
2	Cherkaska	50	6 582 047	524 575	3 264 228	2 607 355	1 484 196	1 121 659	1 500	185 889
3	Chernihivska	43	6 291 392	429 715	2 993 034	2 808 441	510 899	2 297 542	0	60 202
4	Chernivetska	42	6 579 196	466 275	3 160 171	2 952 750	42 850	2 909 900	0	0
5	Dnipropetrovska	54	9 563 529	930 899	3 844 500	4 718 043	2 117 048	1 121 216	1 479 779	70 087
6	Donetska	51	7 448 787	405 110	3 536 554	3 467 043	3 059 113	407 930	0	40 080
7	Ivano-Frankivska	67	8 914 118	688 380	4 708 583	3 465 112	221 591	3 243 521	0	52 043
8	Kharkivska	47	6 774 476	402 805	3 267 087	3 005 130	682 289	2 322 841	0	99 454
9	Khersonska	51	6 661 098	382 556	3 210 807	3 041 181	1 388 099	1 429 082	224 000	26 554
10	Khmelnytska	49	6 731 264	461 916	3 271 324	2 957 840	427 431	2 530 409	0	40 184
11	Kirovohradska	52	7 022 117	630 588	3 433 376	2 624 580	569 803	2 054 777	0	333 573
12	Kyivska	55	7 678 135	410 007	3 711 975	3 465 262	1 474 044	1 991 218	0	90 891
13	Luhanska	52	7 377 365	528 447	3 361 370	3 051 594	1 594 125	1 247 821	209 648	435 954
14	Lvivska	44	6 770 406	402 413	3 241 477	3 113 511	344 083	2 769 428	0	13 005
15	Mykolaiivska	50	6 966 082	433 260	3 406 142	3 126 680	1 157 177	1 969 503	0	0
16	Odeska	43	6 641 514	543 376	3 272 403	2 774 467	210 990	2 563 477	0	51 268
17	Poltavska	48	6 947 969	368 898	3 391 413	3 130 527	79 787	1 756 198	1 294 542	57 131
18	Rivnenska	46	7 475 610	596 531	3 255 086	3 595 788	719 403	2 876 385	0	28 205
19	Sumska	43	7 527 467	641 410	3 179 967	3 631 167	468 953	1 937 821	1 224 393	74 923
20	Ternopil'ska	62	9 646 328	1 107 083	4 511 925	3 881 418	743 052	3 138 366	0	145 902
21	Vinnitska	43	7 052 721	427 253	3 129 199	3 389 662	537 106	2 642 660	209 896	106 607
22	Volyn'ska	46	7 880 299	583 123	3 361 723	3 935 453	725 102	2 964 623	245 728	0
23	Zakarpatska	56	8 755 067	482 750	3 997 298	4 222 068	1 615 675	2 606 393	0	52 951
24	Zaporizka	48	6 723 433	355 901	3 165 694	2 627 080	453 860	2 173 220	0	574 758
25	Zhytomyrska	41	5 288 007	294 875	2 615 215	2 377 917	563 391	1 814 526	0	0
Total		1224	175 298 427	12 498 146	82 290 551	77 970 069	21 190 067	51 890 516	4 889 486	2 539 661
In %			100%	7,1%	46,9%		12,1%	29,6%	2,8%	1,4%

Annex – XVI (A)
Beneficiaries of Community Projects Since Inception

#	Oblast	# Approved MPs	No of beneficiaries		
			Total	M	F
1	ARC	41	19853	8209	11644
2	Cherkaska	50	55107	24077	31030
3	Chernihivska	43	26686	12617	14069
4	Chernivetska	42	32835	14973	17862
5	Dnipropetrovska	54	41520	19074	22446
6	Donetska	51	70229	31499	38730
7	Ivano-Frankivska	67	84095	36921	47174
8	Kharkivska	47	28921	12481	16440
9	Khersonska	51	59739	27222	32517
10	Khmelnyska	49	21908	9164	12744
11	Kirovohradska	52	52483	22896	29587
12	Kyivska	55	37815	15982	21833
13	Luhanska	52	39049	17497	21552
14	Lvivska	44	56085	25840	30245
15	Mykolaivska	50	29146	12902	16244
16	Odeska	43	38233	16467	21766
17	Poltavska	48	21129	9438	11691
18	Rivnenska	46	51230	24941	26289
19	Sumska	43	27847	12664	15183
20	Ternopiiska	62	33899	15682	18217
21	Vinnytska	43	38540	17234	21306
22	Volynska	46	29700	13332	16368
23	Zakarpatska	56	123394	58505	64889
24	Zaporizka	48	51406	22298	29108
25	Zhytomyrska	41	27963	13203	14760
	Total	1224	1098812	495118	603694
	In %		100%	45%	55%

Annex – XVI (B)
Beneficiaries of Community Projects by Micro-project Type Since Inception

#	Oblast	# Approved MPs	No of beneficiaries					
			Total	Health	Energy saving	Water supply	Environment	School bus
1	ARC	41	19853	4859	10647	2620	929	798
2	Cherkaska	50	55107	27585	23944	3578	0	0
3	Chernihivska	43	26686	11768	13542	1376	0	0
4	Chernivetska	42	32835	13736	17273	1024	0	802
5	Dnipropetrovska	54	41520	24172	14648	2310	0	390
6	Donetska	51	70229	17316	38262	10437	1332	2882
7	Ivano-Frankivska	67	84095	3151	79227	0	1717	0
8	Kharkivska	47	28921	3259	19997	1429	3241	995
9	Khersonska	51	59739	26667	28784	4288	0	0
10	Khmelnitska	49	21908	6284	11996	1482	0	2146
11	Kirovohradska	52	52483	2422	39809	4867	1711	3674
12	Kyivska	55	37815	12784	20245	4786	0	0
13	Luhanska	52	39049	11877	20346	5632	0	1194
14	Lvivska	44	56085	9433	35004	4454	4160	3034
15	Mykolaivska	50	29146	597	20197	7571	0	781
16	Odeska	43	38233	19324	12693	6216	0	0
17	Poltavska	48	21129	2792	7323	6906	0	4108
18	Rivnenska	46	51230	20992	28668	0	350	1220
19	Sumska	43	27847	8303	8331	3433	6683	1097
20	Ternopil'ska	62	33899	7586	19321	2574	3146	1272
21	Vinnitska	43	38540	6103	19514	4422	0	8501
22	Volynska	46	29700	4280	24378	1042	0	0
23	Zakarpatska	56	123394	57809	57256	4572	3757	0
24	Zaporizka	48	51406	8314	24114	17250	0	1728
25	Zhytomyrska	41	27963	20788	5863	1312	0	0
	Total	1224	1098812	332201	601382	103581	27026	34622
	In %		100%	30.2%	54.7%	9.4%	2.5%	3.2%

Annex – XVI (C)
Institutional Beneficiaries of Community Projects in II Quarter and Since Inception

#	Oblast	# Approved MPs	No of beneficiaries		
			Health	School/kindergarten	Community Territory
1	ARC	4	0	4	0
2	Cherkaska	3	0	1	2
3	Chernihivska	3		1	2
4	Chernivetska	6		6	
5	Dnipropetrovska	10	4	5	1
6	Donetska	9	1	7	1
7	Ivano-Frankivska	11		10	1
8	Kharkivska	2		2	
9	Khersonska	6		5	1
10	Khmelnyska	2		1	1
11	Kirovohradska	9	1	7	1
12	Kyivska	7	1	5	1
13	Luhanska	8		5	3
14	Lvivska	7		5	2
15	Mykolaivska	3		3	
16	Odeska	1		1	
17	Poltavska	7	1	5	1
18	Rivnenska	6		5	1
19	Sumska	2			1
20	Ternopiiska	14	3	8	3
21	Vinnytska	2	1		1
22	Volynska	3	1	2	
23	Zakarpatska	6	3	3	
24	Zaporizka	8	2	5	1
25	Zhytomyrska	3	2	1	
	Total	142	20	97	24
	In %	100%	14%	68%	17%
	Comulative	1224	264	620	340
	In %	100%	22%	48%	30%

Annex – XVII (A)
Financing of Micro-Projects from CBA in II Quarter 2010

#	Oblast	Disbursements					
		1 st Tranche		2nd Tranche		3rd Tranche	
		No.	UAH	No.	UAH	No.	UAH
1	ARC	3	127 560,01	3	164 411,10	0	0,00
2	Cherkaska	5	76 040,60	6	257 031,10	2	9 708,00
3	Chernihivska	2	31 921,00	6	301 142,10	0	0,00
4	Chernivetska	3	47 236,00	3	157 650,50	0	0,00
5	Dnipropetrovska	10	140 679,00	1	34 851,60	4	30 177,20
6	Donetska	17	228 267,80	12	509 613,30	0	0,00
7	Ivano-Frankivska	12	190 368,40	0	0,00	5	31 341,60
8	Kharkivska	7	90 065,40	4	215 978,00	3	18 833,10
9	Khersonska	3	39 996,40	4	169 516,20	6	40 831,70
10	Khmelnyska	4	60 679,00	0	0,00	2	12 700,00
11	Kirovohradska	4	58 451,20	2	90 989,50	0	0,00
12	Kyivska	10	143 557,80	2	96 420,10	1	7 650,00
13	Luhanska	12	178 865,20	4	212 275,30	2	12 658,00
14	Lvivska	3	47 919,80	0	0,00	0	0,00
15	Mykolaivska	6	94 995,80	2	104 772,00	11	77 697,30
16	Odeska	3	47 258,00	5	268 022,10	3	18 332,00
17	Poltavska	1	12 507,60	6	306 107,00	4	30 536,00
18	Rivnenska	3	47 532,20	2	96 257,00	1	5 100,00
19	Sumska	1	15 880,00	3	143 310,30	0	0,00
20	Ternopil'ska	1	15 900,00	0	0,00	4	27 517,70
21	Vinnyska	6	158 298,00	0	0,00	1	4 077,00
22	Volynska	1	16 020,00	1	49 000,00	1	7 600,00
23	Zakarpatska	2	32 040,00	6	247 390,50	3	19 969,00
24	Zaporizka	0	0,00	5	222 355,40	1	7 600,00
25	Zhytomyrska	8	105 820,40	3	107 551,60	0	0,00
Total		127	2 007 859,61	80	3 754 644,70	54	362 328,60

Annex XVII (B)
Financing of Micro-Projects From CBA Since Inception

#	Oblast	Disbursements					
		1 st Tranche		2nd Tranche		3rd Tranche	
		No.	UAH	No.	UAH	No.	UAH
1	ARC	32	614 347,00	13	554 047,20	0	0,00
2	Cherkaska	45	587 356,20	21	932 689,20	2	9 708,00
3	Chernihivska	35	466 407,00	20	896 207,60	0	0,00
4	Chernivetska	34	577 546,60	11	579 715,50	1	7 600,00
5	Dnipropetrovska	42	719 793,80	18	880 290,60	7	52 981,60
6	Donetska	33	441 283,60	12	509 613,30	0	0,00
7	Ivano-Frankivska	52	711 340,80	40	1 823 403,40	26	165 076,10
8	Kharkivska	44	648 750,20	16	741 012,90	6	33 727,10
9	Khersonska	42	526 711,00	25	1 081 132,20	6	40 831,70
10	Khmelnyska	46	801 646,00	16	698 088,30	6	36 771,76
11	Kirovohradska	42	837 485,00	13	559 894,30	1	7 517,50
12	Kyivska	47	630 456,80	21	1 006 009,00	3	17 752,00
13	Luhanska	44	635 285,40	27	1 204 138,40	5	30 373,00
14	Lvivska	34	5 617 506,00	4	180 890,50	2	11 841,50
15	Mykolaiivska	46	783 053,30	25	1 277 536,70	15	81 733,30
16	Odeska	42	639 140,20	15	777 028,80	4	26 232,00
17	Poltavska	41	809 414,80	14	735 116,50	4	30 536,00
18	Rivnenska	39	704 494,40	25	1 134 414,30	3	17 900,00
19	Sumska	40	682 462,20	25	1 276 009,70	0	0,00
20	Ternopilaska	41	701 288,60	35	1 680 782,10	12	81 334,20
21	Vinnyska	36	860 993,00	6	234 850,00	2	9 177,00
22	Volynska	39	584 173,00	31	1 622 154,80	1	7 600,00
23	Zakarpatska	39	546 712,80	19	827 396,50	5	30 003,10
24	Zaporizka	40	594 488,00	27	1 231 186,40	1	7 600,00
25	Zhytomyrska	33	411 642,40	17	773 221,30	1	6 717,70
	Total	1008	21 133 778,10	496	23 216 829,50	113	713 013,56

Annex - XVIII
Completed Micro-Projects

#	Oblast	Number of micro-projects	
		Completed	3rd tranche released
1	ARC	15	0
2	Cherkaska	30	6
3	Chernihivska	12	0
4	Chernivetska	3	3
5	Dnipropetrovska	19	13
6	Donetska	7	6
7	Ivano-Frankivska	40	26
8	Kharkivska	12	7
9	Khersonska	17	11
10	Khmelnyska	13	11
11	Kirovohradska	16	8
12	Kyivska	12	6
13	Luhanska	30	6
14	Lvivska	2	2
15	Mykolaivska	28	21
16	Odeska	21	6
17	Poltavska	10	8
18	Rivnenska	17	4
19	Sumska	19	3
20	Ternopilska	29	16
21	Vinnytska	3	3
22	Volynska	24	3
23	Zakarpatska	8	5
24	Zaporizka	22	1
25	Zhytomyrska	10	1
	Total	419	176

Annex - XIX
Public Audit, Handover and Susatainability of Completed Micro-Projects

#	Oblast	# of Objects	Public Audit Participants				Handover(# of Objects)	Visualization	Operation and Maintaince Funds
			COs Members	Non-COs Members	Local Authorities	Mass-Media			
1	ARC	7	2664	0	7	7	7	7	7
2	Cherkaska	6	402	16	6	0	0	0	
3	Chernihivska	6	540	65	26	9	6	6	6
4	Chernivetska	1	71	0	0	0	1	1	1
5	Dnipropetrovska	7	3677	0	39	0	0	7	7
6	Donetska	6	327	50	12	6	6	6	6
7	Ivano-Frankivska	10	1020	0	10	0	10	10	10
8	Kharkivska	6	611	32	10	0	3	6	6
9	Khersonska	19	874	13	12	2	13	13	6
10	Khmelnyska	3	138	0	0	0	0	0	0
11	Kirovohradska	16	115	342	5	4	6	16	16
12	Kyivska	0	0	0	0	0	0	0	0
13	Luhanska	8	541	25	76	0	4	3	10
14	Lvivska	0	0	0	0	0	0	0	0
15	Mykolaivska	5	283	230	14	3	21	5	10
16	Odeska	4	n/a	n/a	n/a	n/a	4	4	0
17	Poltavska	10	1529	10	10	0	6	6	6
18	Rivnenska	11	4835	187	41	5	11	11	11
19	Sumska	3	215	23	0	0	3	3	3
20	Ternopilkska	5	410	89	3	1	7	7	7
21	Vinnytska	0	0	0	0	0	0	0	0
22	Volynska	17	n/a	n/a	n/a	n/a	17	17	17
23	Zakarpatska	6	328	12	12	8	6	6	0
24	Zaporizka	2	203	20	7	4	2	2	2
25	Zhytomyrska	6	414	27	18	0	6	6	6
	Total	145	15591	1060	269	33	126	129	124
	Cumulative	332	36200	2950	524	91	288	320	248

Annex – XX
Media Coverage in Different Types of Media Since Inception

#	Oblast	Total coverage	Newspapers	TV	Radio	Electronic Media	Partners' web sites
1	ARC	68	48	1	0	19	0
2	Cherkaska	55	30	11	3	8	3
3	Chernihivska	39	10	2	10	15	2
4	Chernivetska	31	11	7	5	8	0
5	Dnipropetrovska	82	54	18	3	7	0
6	Donetska	89	30	30	3	22	4
7	Ivano-Frankivska	133	32	23	23	47	8
8	Kharkivska	221	81	43	14	80	3
9	Khersonska	71	39	8	2	18	4
10	Khmelnyska	31	16	7	3	1	4
11	Kirovohradska	81	64	3	9	2	3
12	Kyivska	155	71	43	33	8	0
13	Luhanska	103	43	14	9	35	2
14	Lvivska	56	36	0	2	14	4
15	Mykolaivska	47	30	6	5	4	2
16	Odeska	63	33	11	0	19	0
17	Poltavska	62	32	6	10	8	6
18	Rivnenska	228	74	30	83	37	4
19	Sumska	116	22	13	59	22	0
20	Ternopil'ska	147	39	39	24	42	3
21	Vinnytska	69	14	19	14	21	1
22	Volynska	87	45	16	5	19	2
23	Zakarpatska	67	52	3	1	11	0
24	Zaporizka	161	102	39	13	1	6
25	Zhytomyrska	121	71	17	21	12	0
	Total	2383	1079	409	354	480	61
	%	100	45,3	17,2	14,9	20,1	2,6

Annex – XXI
Publication and Dissemination of Regional Newsletters in II Quarter 2010

#	Oblast	Newsletters per II Quarter 2010		
		No. of issues published	No. of copies printed & distributed	No. of copies sent electronically
1	ARC	0	0	0
2	Cherkaska	1	50	100
3	Chernihivska	1	10	10
4	Chernivetska	0	0	0
5	Dnipropetrovska	0	0	0
6	Donetska	1	40	40
7	Ivano-Frankivska	3	368	118
8	Kharkivska	0	0	0
9	Khersonska	0	0	0
10	Khmelnyska	0	0	0
11	Kirovohradska	1	100	100
12	Kyivska	0	0	0
13	Luhanska	12	1080	72
14	Lvivska	0	0	0
15	Mykolaivska	2	285	210
16	Odeska	0	0	0
17	Poltavska	1	50	0
18	Rivnenska	1	23	44
19	Sumska	0	0	0
20	Ternopil'ska	1	60	25
21	Vinnytska	2	150	50
22	Volynska	0	0	0
23	Zakarpatska	0	0	0
24	Zaporizka	3	2000	21
25	Zhytomyrska	2	500	50
	Total	31	4716	840
	Cumulative	256	43409	13034

Annex - XXII
List of Participants of the Seminar in Chernihiv

Nº	Name	Position
1	Yana Turchyshyn	Head of Polytoogy department, Institute of Humanities and Social Science, National University "Lviv Politechnica"
2	Galyna Lutsyshyn	Department of Polytoogy, Institute of Humanities and Social Science, National University "Lviv Politechnica"
3	Yuriy Petrushenko	Deputy Director of Institute of Distance Education, Sumy State University
4	Tetyana Kuznetsova	Deputy Dean of Journalistics faculty, Sumy state University
5	Yuriy Ostapets	Dean of Social Science Faculty
6	Roma Leschuk	Deputy Dean, Ivan Pulyuy Technical University of trernopil
7	Zoryana Gerasymchuk	Deputy Rector, Lutsk National Technical University
8	Tetyana Sylva	Dean of Faculty of Social Work, Chernihiv State Institute of Law, Social Technologies and Labour
9	Igor Nazar	CBA CDO
10	Tamara Kharchenko	CBA CDO
11	Lyubov Pavlovych	CBA CDO
12	Oleh Protsyk	CBA CDO
13	Oksana Guz	CBA CDO
14	Vladyslav Sylva	CBA CDO
15	Oleksandr Ostapenko	Driver Sumy OIU
16	Jaysingh Sah	CBA IPM
17	Yugesh Pradhanang	CBA Community Development Expert
18	Olena Rudich	CBA Community Development Specialist
19	Ganna Yatsyuk	CBA Communications & Monitoring Specialist
20	Anastasiya Oliynyk	Community Development Assistant
21	Iryna Skaliy	MGSDP Project Manager
22	Galyna Smirnova	MGSDP Communications & Monitoring Specialist
23	Anatoliy Sadovenko	Deputy Rector of Academy of Municipal Governance

Annex - XXIII
LDF as a Mechanism of Community – Local Authorities Interaction

Nº	Oblast	MPPs of non-CBA COs considered at LDF, Nº	MPPs recommended to be included in RDP, Nº	MPPs recommended for financing from local budget, Nº	MPPs financed from local budgets, Nº	COs involved in RDP/ODP preparation, Nº	No of rayons
1	ARC	0	0	0	0	1	1
2	Cherkaska	1	1	0	0	1	2
3	Chernihivska	0	0	0	0	1	1
4	Chernivetska	0	0	0	0	0	0
5	Dnipropetrovska	2	0	0	0	1	2
6	Donetska	0	0	0	0	1	8
7	Ivano-Frankivska	0	0	0	0	0	0
8	Kharkivska	0	0	0	0	0	0
9	Khersonska	9	5	3	3	1	1
10	Khmelnyska	1	0	0	0	0	0
11	Kirovohradska	3	3	0	0	1	8
12	Kyivska	0	0	0	0	0	0
13	Luhanska	0	0	0	0	1	1
14	Lvivska	7	7	7	0	1	2
15	Mykolaivska	7	7	0	0	1	4
16	Odeska	0	0	0	0	1	1
17	Poltavska	0	0	0	0	1	2
18	Rivnenska	0	0	0	0	1	8
19	Sumska	0	0	0	0	0	0
20	Ternopilaska	2	2	2	2	0	0
21	Vinnyska	0	0	0	0	0	0
22	Volynska	0	0	0	0	1	8
23	Zakarpatska	0	0	0	0	0	0
24	Zaporizka	0	0	0	0	0	0
25	Zhytomyrska	0	0	0	0	0	0
	TOTAL	32	25	12	5	14	49

Note: Y = 1, N = 0

Annex - XXIV
Cumulative Data on COs' Activity and Implementation of Their Initiatives Before the Start of CBA project

№	Oblast	No. of COs formed within CBA activity	No. of communities that had legally registered COs before CBA	No. of COs that realised initiatives as of 2007 (before CBA)	Number of initiatives that had co-financing:		
					from other projects	from private sector	local citizens
1	ARC	45	5	42	5	0	23
2	Cherkaska	42	1	9	4	0	9
3	Chernihivska	40	0	3	3	2	3
4	Chernivetska	45	3	40	0	7	3
5	Dnipropetrovska	43	1	40	15	6	15
6	Donetska	40	2	0	0	0	0
7	Ivano-Frankivska	58	3	45	41	12	49
8	Kharkivska	43	0	43	0	17	14
9	Khersonska	44	6	1	0	2	2
10	Khmelnyska	54	1	1	0	1	3
11	Kirovohradska	44	0	28	2	25	26
12	Kyivska	52	6	5	3	5	8
13	Luhanska	43	0	1	1	0	0
14	Lvivska	51	4	19	0	3	0
15	Mykolaivska	49	8	15	8	5	3
16	Odeska	43	3	1	0	0	1
17	Poltavska	41	1	1	1	0	1
18	Rivnenska	46	5	18	8	9	26
19	Sumska	42	5	4	2	2	4
20	Ternopil'ska	50	0	0	0	0	0
21	Vinnytska	44	4	39	3	11	76
22	Volynska	47	9	0	0	0	0
23	Zakarpatska	53	2	2	0	2	6
24	Zaporizka	44	0	4	5	5	5
25	Zhytomyrska	40	2	2	0	0	2
TOTAL		1143	71	363	101	114	279